

MVIS® Global Bionic Healthcare ESG Index

The MVIS® Global Bionic Healthcare ESG Index (MVBION) tracks the performance of the largest and most liquid companies in medical/dental or vision-related implants, bioprinting, or prosthesis. MVBION covers at least 90% of the investable universe.

Key Features



	All Time High/Low	52-Week High/Low
Total Return Net Index	1,230.98/705.47	989.44/705.47

Size and Liquidity Requirements

Full MCap of at least 150 mln USD. Three month average-daily-trading volume of at least 1 mln USD at a review and also at the previous two reviews. At least 250,000 shares traded per month over the last six months at a review and also at the previous two reviews.

Pure-Play

Companies have to generate at least 50% revenues from bionic healthcare.

Diversification

Company weightings are capped at 10%.

Review

Quarterly.

Index Data

INDEX PARAMETERS

Launch Date	09 Feb 2022	Components	25
Type	Sector	Volatility (250 days)	18.16
Currency	USD	Full MCap bn USD	503.05
Base Date	31 Dec 2020	Float MCap bn USD	381.77
Base Value	1,000.00	Correlation* (250 days)	0.61

* iSTOXX Global Breakthrough Healthcare

FUNDAMENTALS*

Price/Earnings Trailing	85.85
Price/Book	4.47
Price/Sales	5.04
Price/Cash Flow	24.55
Dividend Yield	0.71

* as of 31 Mar 2024

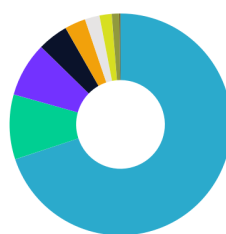
ANNUALISED PERFORMANCE*

1 Month	0.21%
1 Year	-5.15%
3 Years	-6.14%
5 Years	-
7 Years	-1.97%

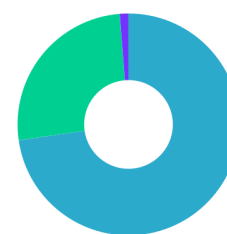
* Total Return Net Index

Country and Size Weightings

Country	Count	Weight
United States	16	69.92%
Ireland	1	9.45%
Switzerland	2	7.94%
Australia	1	4.45%
United Kingdom	1	3.07%
Italy	1	2.13%
Denmark	1	1.77%
South Korea	1	1.08%
Cayman Islands	1	0.19%



- US
- IE
- CH
- AU
- GB
- IT
- DK
- KR
- KY




- Large-Cap
- Mid-Cap
- Small-Cap
- Micro-Cap

Size	Count	Weight
Large-Cap (> 6 bn)	13	72.74%
Mid-Cap (1.5 bn - 6 bn)	10	25.99%
Small-Cap (0.2 bn - 1.5 bn)	2	1.27%
Micro-Cap (0.0 bn - 0.2 bn)	0	0.00%

MVIS® Global Bionic Healthcare ESG Index

Sector Weightings

Sector	Count	Weight
Health Care	25	100.00%



Index Components

Top Components by Weight	Country	Weight	Best Performing Components	YTD	1 Day
DEXCOM INC	US	10.37%	INTEGER HOLDINGS CORP	24.41%	4.55%
EDWARDS LIFESCIENCES CORP	US	10.09%	DEXCOM INC	11.10%	2.89%
STRYKER CORP	US	9.55%	LIFETECH SCIENTIFIC CORP	-30.42%	1.92%
MEDTRONIC PLC	IE	9.45%	EDWARDS LIFESCIENCES CORP	16.21%	0.98%
ZIMMER BIOMET HOLDINGS INC	US	6.76%	STRYKER CORP	12.74%	0.58%
COCHLEAR LTD	AU	4.45%			
SONOVA HOLDING AG	CH	4.35%			
INSPIRE MEDICAL SYSTEMS INC	US	3.59%	Worst Performing Components	YTD	1 Day
STRAUMANN HOLDING AG	CH	3.58%	RXSIGHT INC	31.05%	-3.79%
INSULET CORP	US	3.56%	DENTIUM CO LTD	-5.29%	-3.09%
SMITH & NEPHEW PLC -SPON ADR	GB	3.07%	AMPLIFON SPA	-3.27%	-2.24%
GLAUKOS CORP	US	2.97%	TRANSMEDICS GROUP INC	12.61%	-1.90%
Subtotal		71.81%	ALPHATEC HOLDINGS INC	-15.68%	-1.47%

Symbols

	Symbol	ISIN	WKN	Sedol	Bloomberg	Reuters	Telekurs
Price Index	MVBION	DE000SL0FCS1	SL0FCS	BPLFDV0	MVBION	.MVBION	116569127
Total Return Net	MVBIONTR	DE000SL0FCT9	SL0FCT	BPLFDW1	MVBIONTR	.MVBIONTR	116571666
Total Return Gross	-	-	-	-	-	-	-

For further information visit www.marketvector.com

Nothing on this factsheet shall be considered a solicitation to buy or an offer to sell a security, or any other product or service, to any person in any jurisdiction where such offer, solicitation, purchase or sale would be unlawful under the laws of such jurisdiction. Neither MarketVector Indexes GmbH nor any of its licensors makes any warranties or representations, express or implied, to the user with respect to any of the data contained herein. The data is provided for informational purposes only, and the Company shall not be responsible or liable for the accuracy, usefulness or availability of any information transmitted or made available through it. The MarketVector™ family of indexes (MarketVector™, BlueStar®, MVIS®) is protected through various intellectual property rights and unfair competition and misappropriation laws. MVIS® is a registered trademark of Van Eck Associates Corporation that has been licensed to MarketVector Indexes GmbH. MarketVector™ and MarketVector Indexes™ are pending trademarks of Van Eck Associates Corporation. BlueStar®, BlueStar Indexes®, BIGI® and BIGITech® are trademarks of MarketVector Indexes GmbH. You require a licence to launch any product whose performance is linked to the value of a particular MarketVector™ Index and for all use of the MarketVector™ name or name of the MarketVector™ Index in the marketing of the product.