

MarketVector™ Brazil Small-Cap Value (BRL) Index

The MarketVector™ Brazil Small-Cap Value Index provides exposure to small-cap Brazilian companies. Companies are selected and weighted based on value-focused fundamental factors.

Key Features



All Time High/Low **52-Week High/Low**

Total Return Net Index 2,055.94/363.41 1,538.27/1,136.50

Size and Liquidity Requirements

Full MCap of at least 150 mln USD. Three month average-daily-trading volume of at least 1 mln USD at a review and also at the previous two reviews. At least 250,000 shares traded per month over the last six months at a review and also at the previous two reviews.

Pure-Play

Index includes non-local companies.

Diversification

Companies are weighted using value-focused fundamental factors.

Review

Semi-annual in March and September.

Index Data

INDEX PARAMETERS

Launch Date	05 Jul 2022	Components	58
Type	Country	Volatility (250 days)	21.99
Currency	BRL	Full MCap bn USD	234.50
Base Date	31 Dec 2013	Float MCap bn USD	115.57
Base Value	1,000.00	Correlation* (250 days)	0.81

* MVIS Brazil Index

FUNDAMENTALS*

Price/Earnings Trailing	23.37
Price/Book	1.83
Price/Sales	0.41
Price/Cash Flow	3.28
Dividend Yield	4.24

* as of 31 Mar 2024

ANNUALISED PERFORMANCE*

1 Month	-9.51%
1 Year	2.81%
3 Years	-12.77%
5 Years	0.04%
7 Years	2.01%

* Total Return Net Index


Country and Size Weightings

COUNTRY WEIGHTINGS EXCL. NON-LOCAL*



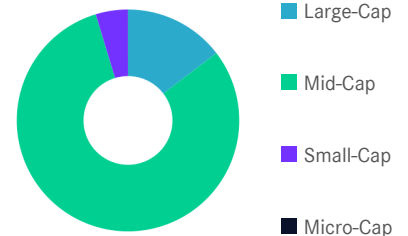
Country	Count	Weight
Brazil	58	100.00%

COUNTRY WEIGHTINGS INCL. NON-LOCAL*



Country	Non-Local	Count	Weight
Brazil	0	58	100.00%

SIZE WEIGHTINGS



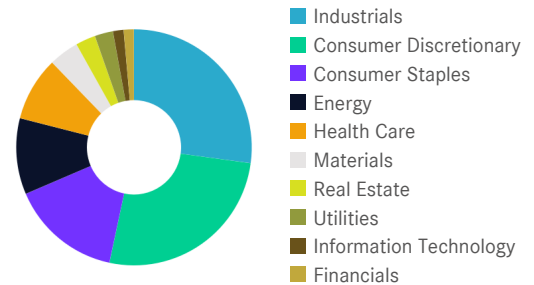
Size	Count	Weight
Large-Cap (> 6 bn)	8	14.62%
Mid-Cap (1.5 bn - 6 bn)	46	80.69%
Small-Cap (0.2 bn - 1.5 bn)	4	4.69%
Micro-Cap (0.0 bn - 0.2 bn)	0	0.00%

*Companies incorporated outside of a certain region or country that generate at least 50.00% of their revenues (or, where applicable, have at least 50.00% of their assets) in that region or country.

MarketVector™ Brazil Small-Cap Value (BRL) Index

Sector Weightings

Sector	Count	Weight	Count*	Weight*	Difference
Industrials	16	27.15%	16	27.15%	-0.00%
Consumer Discretionary	17	26.21%	17	26.21%	-0.00%
Consumer Staples	7	15.20%	7	15.20%	-0.00%
Energy	4	10.42%	4	10.42%	-0.00%
Health Care	6	8.80%	6	8.80%	-0.00%
Materials	3	4.09%	3	4.09%	-0.00%
Real Estate	1	2.75%	1	2.75%	-0.00%
Utilities	2	2.52%	2	2.52%	-0.00%
Information Technology	1	1.46%	1	1.46%	-0.00%
Financials	1	1.41%	1	1.41%	-0.00%



* represent hypothetical values obtained excluding non-local components

Index Components

Top Components by Weight	Non-Local	Country	Weight	Best Performing Components	YTD	1 Day
RAIZEN SA - PREFERENCE	-	BR	5.84%	CM HOSPITALAR SA	-55.61%	4.04%
MINERVA SA	-	BR	4.34%	BK BRASIL OPERACAO E ASSESSORI	-51.86%	3.21%
JALLES MACHADO SA	-	BR	3.31%	CURY CONSTRUTORA E INCORPORA	-3.99%	2.70%
C&A MODAS LTDA	-	BR	3.19%	HOSPITAL MATER DEI ORD SHS	-38.16%	2.24%
SIMPAR SA	-	BR	2.94%	MILLS ESTRUTURAS E SERVICOS	-10.79%	1.79%
PET CENTER COMERCIO E PARTIC	-	BR	2.83%			
IGUATEMI SA	-	BR	2.75%			
MARFRIG ALIMENTOS SA	-	BR	2.39%	Worst Performing Components	YTD	1 Day
HIDROVIAS DO BRASIL SA	-	BR	2.32%	MARFRIG ALIMENTOS SA	-7.10%	-5.73%
CURY CONSTRUTORA E INCORPORA	-	BR	2.28%	EZ TEC EMPREENDIMENTOS E PARTICIPACO	-32.20%	-3.69%
SANTOS BRASIL PARTICIPACOES S.A.	-	BR	2.11%	3R PETROLEUM OLEO E GAS SA	16.77%	-2.75%
ORIZON VALORIZACAO DE RESIDU	-	BR	2.05%	ENAUTA PARTICIPACOES SA	22.29%	-2.57%
Subtotal			36.33%	BLAU FARMACEUTICA ORD SHS	-40.35%	-1.58%

Symbols

	Symbol	ISIN	WKN	Sedol	Bloomberg	Reuters	Telekurs
Price Index	MVBRSV	DE000SL0F9V5	SL0F9V	BPW93P5	MVBRSV	.MVBRSV	120091857
Total Return Net	MVBRSVTR	DE000SL0F9W3	SL0F9W	BPW93R7	MVBRSVTR	.MVBRSVTR	120091859
Total Return Gross	-	-	-	-	-	-	-

For further information visit www.marketvector.com

Nothing on this factsheet shall be considered a solicitation to buy or an offer to sell a security, or any other product or service, to any person in any jurisdiction where such offer, solicitation, purchase or sale would be unlawful under the laws of such jurisdiction. Neither MarketVector Indexes GmbH nor any of its licensors makes any warranties or representations, express or implied, to the user with respect to any of the data contained herein. The data is provided for informational purposes only, and the Company shall not be responsible or liable for the accuracy, usefulness or availability of any information transmitted or made available through it. The MarketVector™ family of indexes (MarketVector™, BlueStar®, MVIS®) is protected through various intellectual property rights and unfair competition and misappropriation laws. MVIS® is a registered trademark of Van Eck Associates Corporation that has been licensed to MarketVector Indexes GmbH. MarketVector™ and MarketVector Indexes™ are pending trademarks of Van Eck Associates Corporation. BlueStar®, BlueStar Indexes®, BIGI® and BIGITech® are trademarks of MarketVector Indexes GmbH. You require a licence to launch any product whose performance is linked to the value of a particular MarketVector™ Index and for all use of the MarketVector™ name or name of the MarketVector™ Index in the marketing of the product.