

MVIS® Global Circular Economy ESG Index

The MVIS® Global Circular Economy ESG Index (MVCIRC) tracks the performance of companies contributing to the circular economy. This includes water purification and treatment products/services, waste-to-energy and biofuels, waste management services that include recycling services, metal recycling services. MVCIRC covers at least 90% of the investable universe.

Key Features



	All Time High/Low	52-Week High/Low
Total Return Net Index	1,221.26/858.39	1,057.84/858.39

Size and Liquidity Requirements

Full MCap of at least 150 mln USD. Three month average-daily-trading volume of at least 1 mln USD at a review and also at the previous two reviews. At least 250,000 shares traded per month over the last six months at a review and also at the previous two reviews.

Pure-Play

Companies have to generate at least 50% revenues from circular economy activities.

Diversification

Company weightings are capped at 8%.

Review

Quarterly.

Index Data

INDEX PARAMETERS

Launch Date	16 Mar 2022	Components	26
Type	Sector	Volatility (250 days)	12.15
Currency	USD	Full MCap bn USD	328.80
Base Date	31 Dec 2020	Float MCap bn USD	234.27
Base Value	1,000.00	Correlation* (250 days)	0.64

* S&P Global Clean Energy

FUNDAMENTALS*

Price/Earnings Trailing	21.81
Price/Book	2.06
Price/Sales	1.27
Price/Cash Flow	9.88
Dividend Yield	2.14

* as of 31 Mar 2024

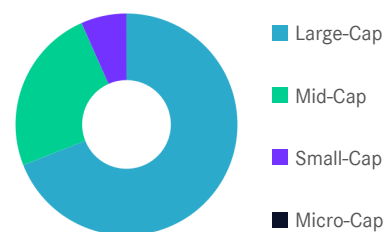
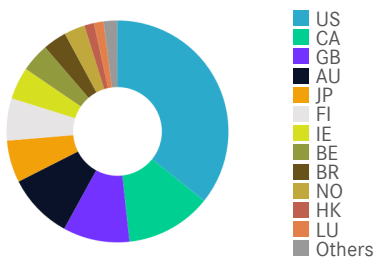
ANNUALISED PERFORMANCE*

1 Month	-1.71%
1 Year	-1.27%
3 Years	-2.70%
5 Years	-
7 Years	0.42%

* Total Return Net Index

Country and Size Weightings

Country	Count	Weight
United States	7	35.76%
Canada	2	12.51%
United Kingdom	2	9.71%
Australia	3	9.55%
Japan	3	6.15%
Finland	1	6.15%
Ireland	1	4.69%
Belgium	1	4.16%
Brazil	1	3.46%
Norway	1	3.02%
Hong Kong	1	1.44%
Luxembourg	1	1.38%
Others	2	2.01%

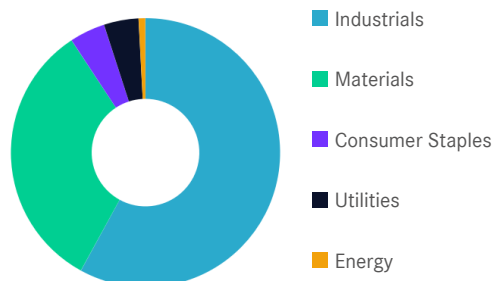


Size	Count	Weight
Large-Cap (> 6 bn)	12	69.04%
Mid-Cap (1.5 bn - 6 bn)	8	24.31%
Small-Cap (0.2 bn - 1.5 bn)	6	6.64%
Micro-Cap (0.0 bn - 0.2 bn)	0	0.00%

MVIS® Global Circular Economy ESG Index

Sector Weightings

Sector	Count	Weight
Industrials	13	57.98%
Materials	10	32.76%
Consumer Staples	1	4.27%
Utilities	1	4.17%
Energy	1	0.81%



Index Components

Top Components by Weight	Country	Weight	Best Performing Components	YTD	1 Day
WASTE MANAGEMENT INC	US	7.87%	SEVERN TRENT PLC	-8.43%	2.11%
WASTE CONNECTIONS INC	CA	7.80%	FP CORP ORD	-16.40%	1.38%
REPUBLIC SERVICES INC	US	7.17%	BEFESA SA	-4.14%	1.16%
VERALTO CORP	US	6.47%	SMURFIT KAPPA GROUP PLC	12.81%	1.12%
UPM-KYMMENE OYJ	FI	6.15%	KURITA WATER INDUSTRIES LTD	-0.03%	1.06%
DS SMITH PLC	GB	5.54%			
BRAMBLES LTD	AU	5.48%			
GFL ENVIRONMENTAL INC	CA	4.71%			
COMMERCIAL METALS CO	US	4.71%			
SMURFIT KAPPA GROUP PLC	IE	4.69%			
CASELLA WASTE SYSTEMS INC	US	4.45%			
DARLING INGREDIENTS INC	US	4.27%			
Subtotal		69.33%			

Worst Performing Components	YTD	1 Day
VERALTO CORP	8.06%	-1.93%
DARLING INGREDIENTS INC	-17.38%	-1.27%
TOMRA SYSTEMS ASA	8.53%	-1.18%
COMMERCIAL METALS CO	11.16%	-1.06%
SIMS LTD	-27.22%	-0.87%

Symbols

	Symbol	ISIN	WKN	Sedol	Bloomberg	Reuters	Telekurs
Price Index	MVCIRC	DE000SLOFE11	SLOFE1	BP95HB0	MVCIRC	.MVCIRC	117605905
Total Return Net	MVCIRCTR	DE000SLOFE29	SLOFE2	BP95HJ8	MVCIRCTR	.MVCIRCTR	117605906
Total Return Gross	-	-	-	-	-	-	-

For further information visit www.marketvector.com

Nothing on this factsheet shall be considered a solicitation to buy or an offer to sell a security, or any other product or service, to any person in any jurisdiction where such offer, solicitation, purchase or sale would be unlawful under the laws of such jurisdiction. Neither MarketVector Indexes GmbH nor any of its licensors makes any warranties or representations, express or implied, to the user with respect to any of the data contained herein. The data is provided for informational purposes only, and the Company shall not be responsible or liable for the accuracy, usefulness or availability of any information transmitted or made available through it. The MarketVector™ family of indexes (MarketVector™, BlueStar®, MVIS®) is protected through various intellectual property rights and unfair competition and misappropriation laws. MVIS® is a registered trademark of Van Eck Associates Corporation that has been licensed to MarketVector Indexes GmbH. MarketVector™ and MarketVector Indexes™ are pending trademarks of Van Eck Associates Corporation. BlueStar®, BlueStar Indexes®, BIGI® and BIGITech® are trademarks of MarketVector Indexes GmbH. You require a licence to launch any product whose performance is linked to the value of a particular MarketVector™ Index and for all use of the MarketVector™ name or name of the MarketVector™ Index in the marketing of the product.