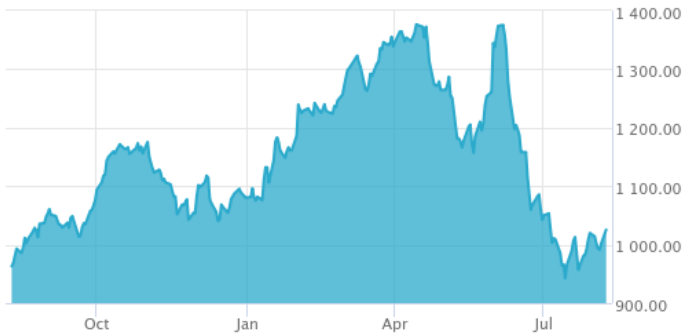


MVIS® Colombia Index

The MVIS® Colombia Index (MVCOLX) tracks the performance of the largest and most liquid companies in Colombia. The index is a modified market cap-weighted index, and it also includes non-local companies incorporated outside Colombia that generate at least 50% of their revenues in Chile. MVCOLX covers at least 90% of the investable universe.

Key Features



All Time High/Low **52-Week High/Low**

Total Return Net Index 2,745.92/473.10 1,376.59/942.72

Size and Liquidity Requirements

Full MCap of at least 150 mln USD. Three month average-daily-trading volume of at least 1 mln USD at a review and also at the previous two reviews. At least 250,000 shares traded per month over the last six months at a review and also at the previous two reviews.

Pure-Play

Index includes non-local companies.

Diversification

Company weightings are capped at 8%.

Review

Quarterly.

Index Data

INDEX PARAMETERS

Launch Date	10 Mar 2011	Components	20
Type	Country	Volatility (250 days)	23.78
Currency	USD	Full MCap bn USD	60.57
Base Date	28 Dec 2007	Float MCap bn USD	19.10
Base Value	1,000.00	Correlation* (250 days)	0.83

* MSCI Colombia IMI

FUNDAMENTALS*

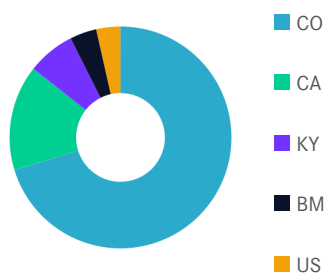
Price/Earnings Trailing	5.83	1 Month	1.63%
Price/Book	0.95	1 Year	7.37%
Price/Sales	0.78	3 Years	-4.81%
Price/Cash Flow	3.99	5 Years	-3.74%
Dividend Yield	4.68	7 Years	0.17%

* as of 31 Jul 2022

* Total Return Net Index

Country and Size Weightings

COUNTRY WEIGHTINGS EXCL. NON-LOCAL*



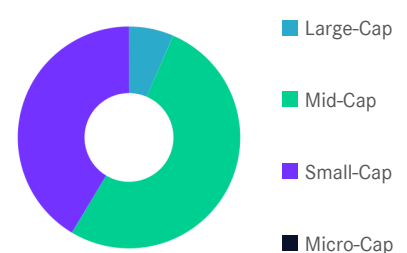
Country	Count	Weight
Colombia	13	70.24%
Canada	4	15.37%
Cayman Islands	1	6.96%
Bermuda	1	3.92%
United States	1	3.51%

COUNTRY WEIGHTINGS INCL. NON-LOCAL*



Country	Non-Local	Count	Weight
Colombia	7	20	100.00%

SIZE WEIGHTINGS



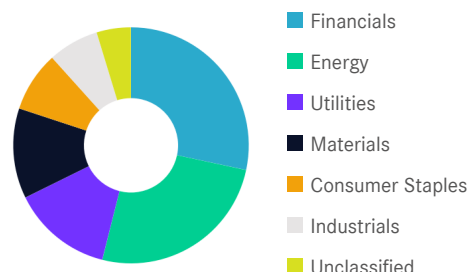
Size	Count	Weight
Large-Cap (> 6 bn)	1	6.51%
Mid-Cap (1.5 bn - 6 bn)	9	52.08%
Small-Cap (0.2 bn - 1.5 bn)	10	41.41%
Micro-Cap (0.0 bn - 0.2 bn)	0	0.00%

*Companies incorporated outside of a certain region or country that generate at least 50.00% of their revenues (or, where applicable, have at least 50.00% of their assets) in that region or country.

MVIS® Colombia Index

Sector Weightings

Sector	Count	Weight	Count*	Weight*	Difference
Financials	5	28.36%	5	40.38%	-12.01%
Energy	6	25.58%	1	9.27%	16.30%
Utilities	3	13.79%	3	19.63%	-5.84%
Materials	3	12.34%	2	12.25%	0.09%
Consumer Staples	1	8.27%	1	11.77%	-3.50%
Industrials	1	6.96%	0	0.00%	6.96%
Unclassified	1	4.71%	1	6.70%	-2.00%



* represent hypothetical values obtained excluding non-local components

Index Components

Top Components by Weight	Non-Local	Country	Weight	Best Performing Components	YTD	1 Day
GRUPO NUTRESA SA	-	CO	8.27%	GRAN TIERRA ENERGY INC	65.55%	5.88%
BANCOLOMBIA S.A.-SPONS ADR	-	CO	7.75%	TECNOGLASS INC	-3.10%	4.82%
GRUPO DE INVERSIONES SURAMERICANA SA	-	CO	7.54%	BANCO DE BOGOTA SA ORD	-20.98%	4.72%
TECNOGLASS INC	Y	KY	6.96%	GRUPO AVAL ACCIONES Y VALORES	-25.70%	4.71%
ECOPETROL SA-SPONSORED ADR	-	CO	6.51%	GRUPO ENERGIA BOGOTA SA ESP	-19.28%	4.44%
INTERCONEXION ELECTRICA SA	-	CO	6.32%			
GRUPO ARGOS SA	-	CO	4.96%			
FRONTERA ENERGY CORP	Y	CA	4.73%	Worst Performing Components	YTD	1 Day
GRUPO AVAL ACCIONES Y VALORES	-	CO	4.71%	FRONTERA ENERGY CORP	9.57%	-3.61%
GRUPO ENERGIA BOGOTA SA ESP	-	CO	4.63%	GRUPO DE INVERSIONES SURAMERICANA SA	24.73%	-1.21%
BANCO DAVIVIENDA SA	-	CO	4.57%	PAREX RESOURCES INC	-0.37%	-0.72%
BANCO DE BOGOTA SA ORD	-	CO	4.35%	GRUPO NUTRESA SA	36.62%	0.07%
Subtotal			71.31%	CANACOL ENERGY LTD	-23.15%	1.04%

Symbols

	Symbol	ISIN	WKN	Sedol	Bloomberg	Reuters	Telekurs
Price Index	MVCOLX	DE000SLA0CP7	SLA0CP	B5V03C6	MVCOLX	.MVCOLX	12678105
Total Return Net	MVCOLXTR	DE000SLA0CT9	SLA0CT	B4VVWQ9	MVCOLXTR	.MVCOLXTR	12678097
Total Return Gross	-	-	-	-	-	-	-

For further information visit www.marketvector.com

Nothing on this factsheet shall be considered a solicitation to buy or an offer to sell a security, or any other product or service, to any person in any jurisdiction where such offer, solicitation, purchase or sale would be unlawful under the laws of such jurisdiction. Neither MarketVector Indexes GmbH nor any of its licensors makes any warranties or representations, express or implied, to the user with respect to any of the data contained herein. The data is provided for informational purposes only, and the Company shall not be responsible or liable for the accuracy, usefulness or availability of any information transmitted or made available through it. The MarketVector™ family of indexes (MarketVector™, BlueStar®, MVIS®) is protected through various intellectual property rights and unfair competition and misappropriation laws. MVIS® is a registered trademark of Van Eck Associates Corporation that has been licensed to MarketVector Indexes GmbH. MarketVector™ and MarketVector Indexes™ are pending trademarks of Van Eck Associates Corporation. BlueStar®, BlueStar Indexes®, BIGI® and BIGITech® are trademarks of MarketVector Indexes GmbH. You require a licence to launch any product whose performance is linked to the value of a particular MarketVector™ Index and for all use of the MarketVector™ name or name of the MarketVector™ Index in the marketing of the product.