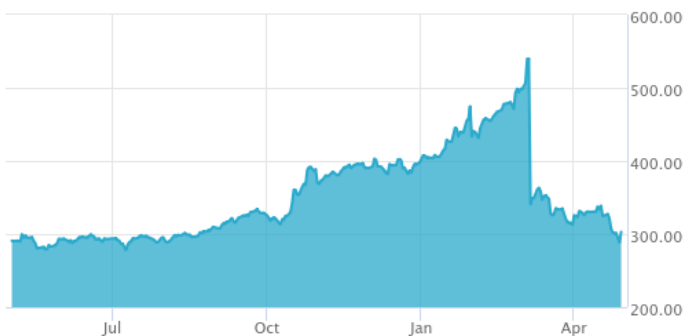


MVIS® Egypt Index

The MVIS® Egypt Index (MVEGPT) tracks the performance of the largest and most liquid companies in Egypt. The index is a modified market cap-weighted index, and it also includes non-local companies incorporated outside Egypt that generate at least 50% of their revenues in Egypt. MVEGPT covers at least 90% of the investable universe.

Key Features



All Time High/Low 1,947.36/242.99
52-Week High/Low 539.94/278.16

Size and Liquidity Requirements

Full MCap of at least 150 mln USD. Three month average-daily-trading volume of at least 1 mln USD at a review and also at the previous two reviews. At least 250,000 shares traded per month over the last six months at a review and also at the previous two reviews.

Pure-Play

Index includes non-local companies.

Diversification

Company weightings are capped at 8%.

Review

Quarterly.

Index Data

INDEX PARAMETERS				FUNDAMENTALS*		ANNUALISED PERFORMANCE*	
Launch Date	03 Dec 2009	Components	25	Price/Earnings Trailing	11.15	1 Month	-4.07%
Type	Country	Volatility (250 days)	46.21	Price/Book	1.92	1 Year	0.29%
Currency	USD	Full MCap bn USD	20.37	Price/Sales	1.32	3 Years	-5.99%
Base Date	29 Dec 2005	Float MCap bn USD	9.47	Price/Cash Flow	6.82	5 Years	-8.83%
Base Value	1,000.00	Correlation* (250 days)	0.96	Dividend Yield	2.88	7 Years	-6.30%

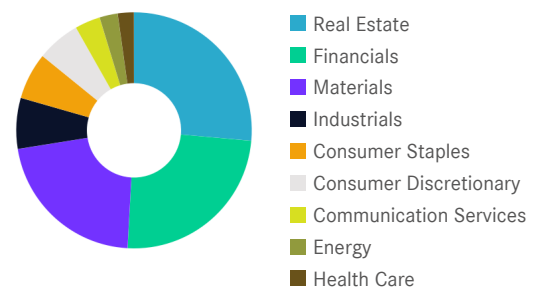
* MSCI Egypt IMI

* as of 31 Mar 2024

* Total Return Net Index

Sector Weightings

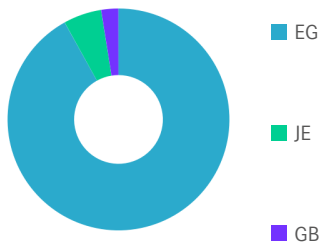

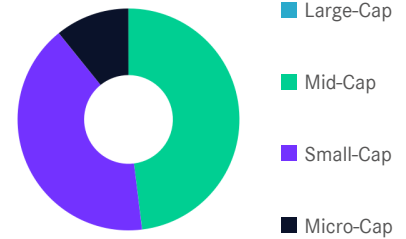
Sector	Count	Weight	Count*	Weight*	Difference
Real Estate	5	26.41%	5	28.73%	-2.32%
Financials	5	24.47%	5	26.62%	-2.15%
Materials	6	21.60%	5	17.44%	4.16%
Industrials	1	6.96%	1	7.57%	-0.61%
Consumer Staples	1	6.40%	1	6.96%	-0.56%
Consumer Discretionary	4	5.97%	4	6.49%	-0.52%
Communication Services	1	3.48%	1	3.79%	-0.31%
Energy	1	2.50%	0	0.00%	2.50%
Health Care	1	2.22%	1	2.41%	-0.19%



* represent hypothetical values obtained excluding non-local components

MVIS® Egypt Index

Country and Size Weightings

COUNTRY WEIGHTINGS EXCL. NON-LOCAL*

COUNTRY WEIGHTINGS INCL. NON-LOCAL*

SIZE WEIGHTINGS


Country	Count	Weight
Egypt	23	91.93%
Jersey	1	5.57%
United Kingdom	1	2.50%

Country	Non-Local	Count	Weight
Egypt	2	25	100.00%

Size	Count	Weight
Large-Cap (> 6 bn)	0	0.00%
Mid-Cap (1.5 bn - 6 bn)	5	48.04%
Small-Cap (0.2 bn - 1.5 bn)	14	41.14%
Micro-Cap (0.0 bn - 0.2 bn)	6	10.82%

*Companies incorporated outside of a certain region or country that generate at least 50.00% of their revenues (or, where applicable, have at least 50.00% of their assets) in that region or country.

Index Components

Top Components by Weight	Non-Local	Country	Weight	Best Performing Components	YTD	1 Day
TALAAAT MOUSTAFA GROUP HOLDING	-	EG	19.24%	EL SEWEDY CABLES CO	-24.48%	5.73%
COMMERCIAL INTL BANK-GDR REG	-	EG	10.22%	GB CORP	-16.41%	5.31%
EL SEWEDY CABLES CO	-	EG	6.96%	E-FINANCE INVESTMENT GROUP	-16.53%	2.91%
EASTERN TOBACCO CO	-	EG	6.40%	TALAAAT MOUSTAFA GROUP HOLDING	57.17%	2.78%
ABOU KIR FERTIL & CHEMICALS	-	EG	6.06%	EZZ STEEL CO SAE	-55.81%	2.57%
CENTAMIN PLC	Y	JE	5.57%			
EFG HERMES HOLDING SAE	-	EG	4.43%			
EZZ STEEL CO SAE	-	EG	4.33%			
E-FINANCE INVESTMENT GROUP	-	EG	3.51%			
TELECOM EGYPT SAE	-	EG	3.48%			
EGYPT KUWAIT HOLDING CO SAE	-	EG	3.35%			
SIDI KERIR PETROCHEMICALS CO	-	EG	3.08%			
Subtotal			76.62%			

Symbols

	Symbol	ISIN	WKN	Sedol	Bloomberg	Reuters	Telekurs
Price Index	MVEGPT	DE000A1CQ9C9	A1CQ9C	B59XCJ7	MVEGPT	.MVEGPT	10798996
Total Return Net	MVEGPTTR	DE000A1CQ9D7	A1CQ9D	B5BDWK6	MVEGPTTR	.MVEGPTTR	10798997
Total Return Gross	-	-	-	-	-	-	-

MVIS® Egypt Index

For further information visit www.marketvector.com

Nothing on this factsheet shall be considered a solicitation to buy or an offer to sell a security, or any other product or service, to any person in any jurisdiction where such offer, solicitation, purchase or sale would be unlawful under the laws of such jurisdiction. Neither MarketVector Indexes GmbH nor any of its licensors makes any warranties or representations, express or implied, to the user with respect to any of the data contained herein. The data is provided for informational purposes only, and the Company shall not be responsible or liable for the accuracy, usefulness or availability of any information transmitted or made available through it. The MarketVector™ family of indexes (MarketVector™, BlueStar®, MVIS®) is protected through various intellectual property rights and unfair competition and misappropriation laws. MVIS® is a registered trademark of Van Eck Associates Corporation that has been licensed to MarketVector Indexes GmbH. MarketVector™ and MarketVector Indexes™ are pending trademarks of Van Eck Associates Corporation. BlueStar®, BlueStar Indexes®, BIGI® and BIGITech® are trademarks of MarketVector Indexes GmbH. You require a licence to launch any product whose performance is linked to the value of a particular MarketVector™ Index and for all use of the MarketVector™ name or name of the MarketVector™ Index in the marketing of the product.