

## MVIS® Global Video Gaming & eSports Index

The MVIS® Global Video Gaming & eSports Index (MVESPO) tracks the performance of the largest and more liquid companies in the global video gaming and eSports industries. This is a modified market cap-weighted index, and only includes companies that generate at least 50% of their revenue from video gaming and/or eSports, such as video games development and related software/hardware, streaming services, and eSports events companies. MVESPO covers at least 90% of the investable universe.

### Key Features



Index 9,885.26/996.69 9,885.26/6,149.39

#### Size and Liquidity Requirements

Full MCap of at least 150 mln USD. Three month average-daily-trading volume of at least 1 mln USD at a review and also at the previous two reviews. At least 250,000 shares traded per month over the last six months at a review and also at the previous two reviews.

#### Pure-Play

Companies have to generate at least 50% revenues from video gaming & eSports.

#### Diversification

Company weightings are capped at 8%.

#### Review

Quarterly.

### Index Data

#### INDEX PARAMETERS

<b>Launch Date</b>	16 Jul 2018	<b>Components</b>	25
<b>Type</b>	Sector	<b>Volatility</b> (250 days)	20.62
<b>Currency</b>	USD	<b>Full MCap</b> bn USD	1,194.37
<b>Base Date</b>	31 Dec 2014	<b>Float MCap</b> bn USD	808.42
<b>Base Value</b>	1,000.00	<b>Correlation*</b> (250 days)	0.44

\* S&P Global 1200 Software Index

#### FUNDAMENTALS\*

<b>Price/Earnings Trailing</b>	108.41
<b>Price/Book</b>	3.65
<b>Price/Sales</b>	3.95
<b>Price/Cash Flow</b>	18.96
<b>Dividend Yield</b>	0.72

\* as of 30 Apr 2025

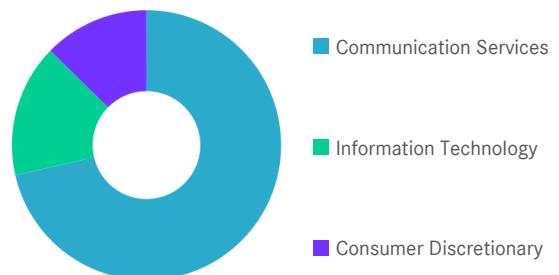
#### ANNUALISED PERFORMANCE\*

<b>1 Month</b>	14.74%
<b>1 Year</b>	48.71%
<b>3 Years</b>	28.09%
<b>5 Years</b>	18.54%
<b>Since Inception</b>	24.70%

\* Total Return Net Index

### Sector Weightings

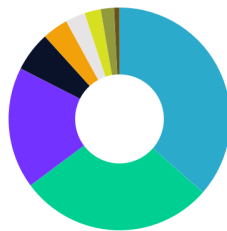
Sector	Count	Weight
Communication Services	19	71.41%
Information Technology	3	15.92%
Consumer Discretionary	3	12.68%



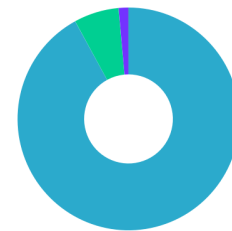
## MVIS® Global Video Gaming & eSports Index

### Country and Size Weightings

Country	Count	Weight
United States	6	36.46%
Japan	7	28.36%
Cayman Islands	4	17.66%
South Korea	2	5.79%
Australia	1	3.76%
Poland	1	2.88%
Taiwan	1	2.36%
Sweden	2	1.93%
France	1	0.79%



- US
- JP
- KY
- KR
- AU
- PL
- TW
- SE
- FR



- Large-Cap
- Mid-Cap
- Small-Cap
- Micro-Cap

Size	Count	Weight
Large-Cap (> 6 bn)	18	92.03%
Mid-Cap (1.5 bn - 6 bn)	5	6.56%
Small-Cap (0.2 bn - 1.5 bn)	2	1.42%
Micro-Cap (0.0 bn - 0.2 bn)	0	0.00%

### Index Components

Top Components by Weight	Country	Weight	Best Performing Components	YTD	1 Day
APPROVIN CORP	US	9.36%	UNITY SOFTWARE INC	1.51%	7.49%
ROBLOX CORP	US	7.54%	NCSOFT CORP ORD	-5.62%	4.34%
NINTENDO CO LTD	JP	7.17%	KONAMI GROUP CORP	43.41%	4.09%
TENCENT HOLDINGS LTD	KY	6.94%	CAPCOM CO LTD	28.56%	4.06%
NETEASE INC-ADR	KY	6.52%	MIXI INC	20.35%	3.80%
TAKE-TWO INTERACTIVE SOFTWARE INC	US	5.34%			
GAMESTOP CORP	US	5.12%			
ELECTRONIC ARTS INC	US	4.90%			
CAPCOM CO LTD	JP	4.83%			
KRAFTON INC	KR	4.57%			
KONAMI GROUP CORP	JP	4.57%			
UNITY SOFTWARE INC	US	4.20%			
<b>Subtotal</b>		71.07%			
			Worst Performing Components	YTD	1 Day
			NETEASE INC-ADR	35.64%	-2.59%
			TAKE-TWO INTERACTIVE SOFTWARE INC	23.17%	-2.41%
			EMBRACER GROUP AB	39.38%	-2.37%
			KINGSOFT CORP LTD	16.98%	-1.72%
			TENCENT HOLDINGS LTD	22.17%	-1.54%

### Symbols

	Symbol	ISIN	WKN	Sedol	Bloomberg	Reuters	Telekurs
<b>Price Return</b>	MVESPO	DE000SLA5J17	SLA5J1	BG1G1D8	MVESPO	.MVESPO	42798282
<b>Total Return Net</b>	MVESPTR	DE000SLA5DJ7	SLA5DJ	BG1G1F0	MVESPTR	.MVESPTR	42798289
<b>Total Return Gross</b>	-	-	-	-	-	-	-

## MVIS® Global Video Gaming & eSports Index

---

For further information visit [www.marketvector.com](http://www.marketvector.com)

Nothing on this factsheet shall be considered a solicitation to buy or an offer to sell a security, or any other product or service, to any person in any jurisdiction where such offer, solicitation, purchase or sale would be unlawful under the laws of such jurisdiction. Neither MarketVector Indexes GmbH nor any of its licensors makes any warranties or representations, express or implied, to the user with respect to any of the data contained herein. The data is provided for informational purposes only, and the Company shall not be responsible or liable for the accuracy, usefulness or availability of any information transmitted or made available through it. The MarketVector™ family of indexes (MarketVector™, Bluestar®, MVIS®) is protected through various intellectual property rights and unfair competition and misappropriation laws. MVIS® is a registered trademark of Van Eck Associates Corporation that has been licensed to MarketVector Indexes GmbH. MarketVector™ and MarketVector Indexes™ are pending trademarks of Van Eck Associates Corporation. BlueStar®, BlueStar Indexes®, BIGI® and BIGITech® are trademarks of MarketVector Indexes GmbH. You require a licence to launch any product whose performance is linked to the value of a particular MarketVector™ Index and for all use of the MarketVector™ name or name of the MarketVector™ Index in the marketing of the product.