

MVIS® Global Future of Food ESG Index

The MVIS® Global Future of Food ESG index (MVFOF) tracks the performance of the largest and most liquid companies offering products and services related to meat and dairy alternatives, organic foods, food flavors, or innovative agriculture technologies. MVFOF covers at least 90% of the investable universe and adheres to ESG criteria.

Key Features



Index 1,287.62/611.32 890.36/781.25

Size and Liquidity Requirements

Full MCap of at least 150 mln USD. Three month average-daily-trading volume of at least 1 mln USD at a review and also at the previous two reviews. At least 250,000 shares traded per month over the last six months at a review and also at the previous two reviews.

Universe

Companies have to generate at least 50% of revenues from food and agricultural technology, organic foods, or food companies that display high standards in food waste, food safety or environmental impact.

Diversification

Company weightings are capped at 8%.

Review

Quarterly.

Index Data

INDEX PARAMETERS

Launch Date	09 Sep 2021	Components	35
Type	Sector	Volatility (250 days)	12.81
Currency	USD	Full MCap bn USD	274.56
Base Date	31 Dec 2019	Float MCap bn USD	196.94
Base Value	1,000.00	Correlation* (250 days)	0.53

* S&P Global 1200 Food Products

FUNDAMENTALS*

Price/Earnings Trailing	21.93
Price/Book	2.42
Price/Sales	0.73
Price/Cash Flow	10.55
Dividend Yield	2.34

* as of 31 Jul 2025

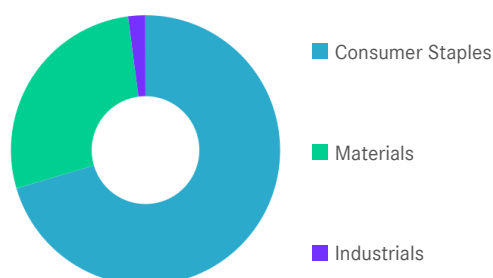
ANNUALISED PERFORMANCE*

1 Month	1.66%
1 Year	11.17%
3 Years	3.31%
5 Years	-4.32%
Since Inception	-2.04%

* Total Return Net Index

Sector Weightings

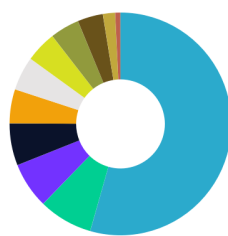
Sector	Count	Weight
Consumer Staples	25	70.42%
Materials	9	27.51%
Industrials	1	2.07%



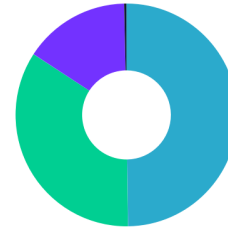
MVIS® Global Future of Food ESG Index

Country and Size Weightings

Country	Count	Weight
United States	16	54.41%
Switzerland	2	7.87%
Canada	2	6.69%
Japan	5	6.11%
Sweden	2	4.94%
Cayman Islands	2	4.92%
France	1	4.52%
Ireland	2	4.26%
Denmark	1	3.71%
Netherlands	1	1.78%
Taiwan	1	0.78%



US
 CH
 CA
 JP
 SE
 KY
 FR
 IE
 DK
 NL
 TW



Large-Cap
 Mid-Cap
 Small-Cap
 Micro-Cap

Size	Count	Weight
Large-Cap (> 6 bn)	10	49.80%
Mid-Cap (1.5 bn - 6 bn)	9	34.39%
Small-Cap (0.2 bn - 1.5 bn)	15	15.47%
Micro-Cap (0.0 bn - 0.2 bn)	1	0.33%

Index Components

Top Components by Weight	Country	Weight	Best Performing Components	YTD	1 Day
INGREDION INC	US	7.33%	HERBALIFE LTD	45.59%	6.10%
SPROUTS FARMERS MARKET INC	US	7.18%	SUNOPTA INC	-16.10%	4.70%
ARCHER-DANIELS-MIDLAND CO	US	5.71%	CORBION NV	-5.02%	3.96%
CAL-MAINE FOODS INC	US	5.53%	NOVONESIS AS CLASS B	12.95%	3.69%
SAPUTO INC	CA	5.45%	LINDSAY CORP	21.89%	3.50%
SENSIENT TECHNOLOGIES CORP	US	5.33%			
AAK AB	SE	4.61%			
DANONE SA	FR	4.52%			
BALCHEM CORP	US	4.42%			
FLOWERS FOODS INC	US	4.29%			
EMMI AG	CH	4.16%			
INTL FLAVORS & FRAGRANCES	US	3.83%			
Subtotal		62.36%			
			Worst Performing Components	YTD	1 Day
			OISIX RA DAICHI INC	48.38%	-3.26%
			SPROUTS FARMERS MARKET INC	15.12%	-1.44%
			CHINA FEIHE LTD	-14.66%	-0.44%
			EMMI AG	20.20%	-0.36%
			T HASEGAWA CO LTD	3.79%	-0.18%

Symbols

	Symbol	ISIN	WKN	Sedol	Bloomberg	Reuters	Telekurs
Price Return	MVFOF	DE000SL0D570	SL0D57	BNYC4M2	MVFOF	.MVFOF	113578654
Total Return Net	MVFOFTR	DE000SL0D588	SL0D58	BNYC4N3	MVFOFTR	.MVFOFTR	113578829
Total Return Gross	-	-	-	-	-	-	-

MVIS® Global Future of Food ESG Index

For further information visit www.marketvector.com

Nothing on this factsheet shall be considered a solicitation to buy or an offer to sell a security, or any other product or service, to any person in any jurisdiction where such offer, solicitation, purchase or sale would be unlawful under the laws of such jurisdiction. Neither MarketVector Indexes GmbH nor any of its licensors makes any warranties or representations, express or implied, to the user with respect to any of the data contained herein. The data is provided for informational purposes only, and the Company shall not be responsible or liable for the accuracy, usefulness or availability of any information transmitted or made available through it. The MarketVector™ family of indexes (MarketVector™, Bluestar®, MVIS®) is protected through various intellectual property rights and unfair competition and misappropriation laws. MVIS® is a registered trademark of Van Eck Associates Corporation that has been licensed to MarketVector Indexes GmbH. MarketVector™ and MarketVector Indexes™ are pending trademarks of Van Eck Associates Corporation. BlueStar®, BlueStar Indexes®, BIGI® and BIGITech® are trademarks of MarketVector Indexes GmbH. You require a licence to launch any product whose performance is linked to the value of a particular MarketVector™ Index and for all use of the MarketVector™ name or name of the MarketVector™ Index in the marketing of the product.