

MVIS® United Kingdom Equal Weight Index

The MVIS® United Kingdom Equal Weight Index (MVGBEQ) index tracks the performance of the largest and most liquid companies incorporated in the United Kingdom of Great Britain and Northern Ireland, employing an equal weighting scheme. The index also includes non-local companies incorporated outside the United Kingdom and Northern Ireland that generate at least 50% of their revenues in the United Kingdom. MVGBEQ covers at least 80% of the investable universe.

Key Features



All Time High/Low **52-Week High/Low**

Total Return Net Index 1,143.74/375.85 1,143.74/820.62

Size and Liquidity Requirements

Full MCap of at least 150 mln USD. Three month average-daily-trading volume of at least 1 mln USD at a review and also at the previous two reviews. At least 250,000 shares traded per month over the last six months at a review and also at the previous two reviews.

Pure-Play

Index includes non-local companies.

Diversification

Companies in the index are weighted equally.

Review

Quarterly.

Index Data

INDEX PARAMETERS

Launch Date	01 Jun 2017	Components	84
Type	Country	Volatility (250 days)	20.34
Currency	USD	Full MCap bn USD	2,418.25
Base Date	29 Dec 2006	Float MCap bn USD	1,938.90
Base Value	1,000.00	Correlation* (250 days)	0.95

* MSCI United Kingdom IMI

FUNDAMENTALS*

Price/Earnings Trailing	12.92
Price/Book	1.58
Price/Sales	1.19
Price/Cash Flow	6.78
Dividend Yield	3.43

* as of 31 Jul 2022

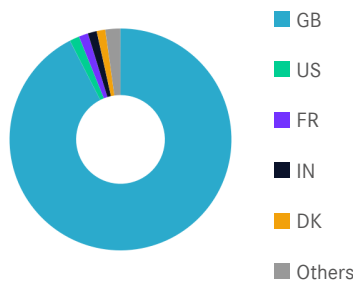
ANNUALISED PERFORMANCE*

1 Month	6.03%
1 Year	-20.09%
3 Years	0.87%
5 Years	-0.77%
7 Years	-0.64%

* Total Return Net Index


Country and Size Weightings

COUNTRY WEIGHTINGS EXCL. NON-LOCAL*



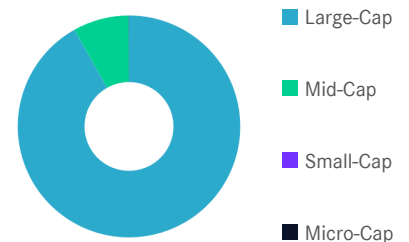
Country	Count	Weight
United Kingdom	78	92.47%
United States	1	1.44%
France	1	1.34%
India	1	1.31%
Denmark	1	1.25%
Others	2	2.19%

COUNTRY WEIGHTINGS INCL. NON-LOCAL*



Country	Non-Local	Count	Weight
United Kingdom	6	84	100.00%

SIZE WEIGHTINGS



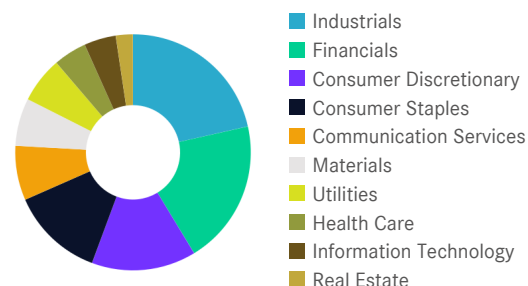
Size	Count	Weight
Large-Cap (> 6 bn)	77	91.84%
Mid-Cap (1.5 bn - 6 bn)	7	8.16%
Small-Cap (0.2 bn - 1.5 bn)	0	0.00%
Micro-Cap (0.0 bn - 0.2 bn)	0	0.00%

*Companies incorporated outside of a certain region or country that generate at least 50.00% of their revenues (or, where applicable, have at least 50.00% of their assets) in that region or country.

MVIS® United Kingdom Equal Weight Index

Sector Weightings

Sector	Count	Weight	Count*	Weight*	Difference
Industrials	17	21.03%	14	18.53%	2.50%
Financials	16	19.40%	16	20.99%	-1.58%
Consumer Discretionary	12	14.05%	10	12.61%	1.44%
Consumer Staples	11	12.48%	11	13.50%	-1.02%
Communication Services	6	7.31%	6	7.90%	-0.60%
Materials	6	6.39%	6	6.92%	-0.52%
Utilities	5	6.17%	4	5.31%	0.85%
Health Care	4	4.45%	4	4.81%	-0.36%
Information Technology	3	4.29%	3	4.64%	-0.35%
Real Estate	2	2.29%	2	2.48%	-0.19%



* represent hypothetical values obtained excluding non-local components

Index Components

Top Components by Weight	Non-Local	Country	Weight	Best Performing Components	YTD	1 Day
ATLIAN CORPORATION PLC	-	GB	1.71%	ROLLS-ROYCE HOLDING PLC	-36.87%	4.97%
LONDON STOCK EXCHANGE GROUP ORD	-	GB	1.53%	ATLIAN CORPORATION PLC	-26.74%	4.01%
VERISK ANALYTICS INC	Y	US	1.44%	STANDARD LIFE ABERDEEN PLC	-33.45%	3.98%
AUTO TRADER GROUP PLC	-	GB	1.38%	DS SMITH PLC	-31.28%	3.67%
BUNZL PLC	-	GB	1.36%	WEIR GROUP PLC	-11.55%	3.20%
SAGE GROUP PLC	-	GB	1.35%			
RIGHTMOVE PLC	-	GB	1.35%			
GETLINK	Y	FR	1.34%	Worst Performing Components	YTD	1 Day
SPIRAX SARCO ENGINEERING PLC	-	GB	1.33%	ASTRAZENECA PLC-SPONS ADR	13.65%	-1.38%
NATWEST GROUP PLC	-	GB	1.33%	GSK PLC-SPON ADR	-8.21%	-0.64%
ASHTAD GROUP PLC	-	GB	1.32%	SENSATA TECHNOLOGIES HOLDING PLC	-26.87%	-0.60%
TATA MOTORS LTD-SPON ADR	Y	IN	1.31%	VODAFONE GROUP PLC-SP ADR	0.67%	-0.48%
Subtotal			16.74%	COCA-COLA EUROPACIFIC PARTNERS PLC	-6.17%	-0.25%

Symbols

	Symbol	ISIN	WKN	Sedol	Bloomberg	Reuters	Telekurs
Price Index	MVGBEQ	DE000SLA3MC8	SLA3MC	BZ049N2	MVGBEQ	.MVGBEQ	36942491
Total Return Net	MVGBEQTR	DE000SLA3MD6	SLA3MD	BZ04B58	MVGBEQTR	.MVGBEQTR	36942492
Total Return Gross	-	-	-	-	-	-	-

For further information visit www.marketvector.com

Nothing on this factsheet shall be considered a solicitation to buy or an offer to sell a security, or any other product or service, to any person in any jurisdiction where such offer, solicitation, purchase or sale would be unlawful under the laws of such jurisdiction. Neither MarketVector Indexes GmbH nor any of its licensors makes any warranties or representations, express or implied, to the user with respect to any of the data contained herein. The data is provided for informational purposes only, and the Company shall not be responsible or liable for the accuracy, usefulness or availability of any information transmitted or made available through it. The MarketVector™ family of indexes (MarketVector™, BlueStar®, MVIS®) is protected through various intellectual property rights and unfair competition and misappropriation laws. MVIS® is a registered trademark of Van Eck Associates Corporation that has been licensed to MarketVector Indexes GmbH. MarketVector™ and MarketVector Indexes™ are pending trademarks of Van Eck Associates Corporation. BlueStar®, BlueStar Indexes®, BIGI® and BIGITech® are trademarks of MarketVector Indexes GmbH. You require a licence to launch any product whose performance is linked to the value of a particular MarketVector™ Index and for all use of the MarketVector™ name or name of the MarketVector™ Index in the marketing of the product.