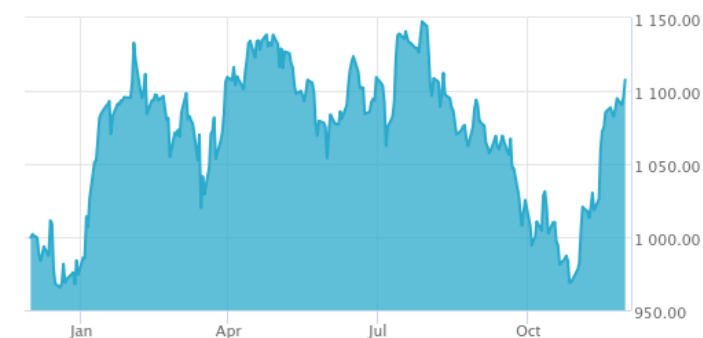


MVIS® Germany Index

The MVIS® Germany Index (MVGER) tracks the performance of the largest and most liquid companies in Germany. The index is a modified market cap-weighted index, and it also includes non-local companies incorporated outside Germany that generate at least 50% of their revenue in Germany. MVGER covers at least 90% of the investable universe.

Key Features



	All Time High/Low	52-Week High/Low
Total Return Net Index	1,381.37/450.46	1,147.46/965.52

Size and Liquidity Requirements

Full MCap of at least 150 mln USD. Three month average-daily-trading volume of at least 1 mln USD at a review and also at the previous two reviews. At least 250,000 shares traded per month over the last six months at a review and also at the previous two reviews.

Pure-Play

Index includes non-local companies.

Diversification

Company weightings are capped at 8%.

Review

Quarterly.

Index Data

INDEX PARAMETERS

Launch Date	01 Jun 2017	Components	69
Type	Country	Volatility (250 days)	17.66
Currency	USD	Full MCap bn USD	1,749.49
Base Date	29 Dec 2006	Float MCap bn USD	1,299.73
Base Value	1,000.00	Correlation* (250 days)	1.00

* MSCI Germany IMI

FUNDAMENTALS*

Price/Earnings Trailing	14.81
Price/Book	1.24
Price/Sales	0.72
Price/Cash Flow	5.37
Dividend Yield	3.61

* as of 31 Oct 2023

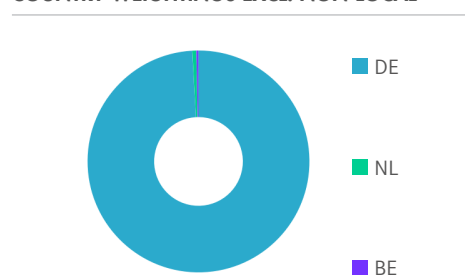
ANNUALISED PERFORMANCE*

1 Month	14.28%
1 Year	13.51%
3 Years	-1.58%
5 Years	1.77%
7 Years	0.61%

* Total Return Net Index

Country and Size Weightings

COUNTRY WEIGHTINGS EXCL. NON-LOCAL*



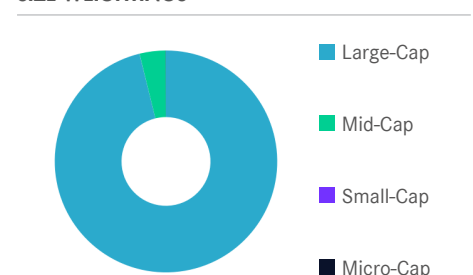
Country	Count	Weight
Germany	67	99.10%
Netherlands	1	0.60%
Belgium	1	0.30%

COUNTRY WEIGHTINGS INCL. NON-LOCAL*



Country	Non-Local	Count	Weight
Germany	2	69	100.00%

SIZE WEIGHTINGS



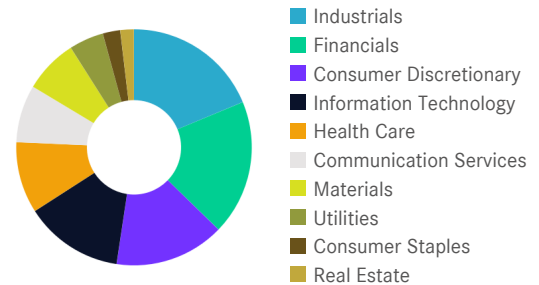
Size	Count	Weight
Large-Cap (> 6 bn)	53	96.17%
Mid-Cap (1.5 bn - 6 bn)	16	3.83%
Small-Cap (0.2 bn - 1.5 bn)	0	0.00%
Micro-Cap (0.0 bn - 0.2 bn)	0	0.00%

*Companies incorporated outside of a certain region or country that generate at least 50.00% of their revenues (or, where applicable, have at least 50.00% of their assets) in that region or country.

MVIS® Germany Index

Sector Weightings

Sector	Count	Weight	Count*	Weight*	Difference
Industrials	13	18.75%	13	18.92%	-0.17%
Financials	6	18.52%	6	18.68%	-0.17%
Consumer Discretionary	12	15.12%	12	15.25%	-0.14%
Information Technology	5	13.55%	5	13.67%	-0.12%
Health Care	10	9.77%	9	9.25%	0.51%
Communication Services	5	7.88%	5	7.95%	-0.07%
Materials	10	7.40%	10	7.47%	-0.07%
Utilities	3	4.75%	2	4.48%	0.26%
Consumer Staples	3	2.39%	3	2.41%	-0.02%
Real Estate	2	1.88%	2	1.89%	-0.02%



* represent hypothetical values obtained excluding non-local components

Index Components

Top Components by Weight	Non-Local	Country	Weight	Best Performing Components	YTD	1 Day
SAP AG-SPONSORED ADR	-	DE	8.77%	INFINEON TECHNOLOGIES AG	30.30%	4.10%
SIEMENS AG	-	DE	8.76%	PUMA SE	8.02%	3.45%
ALLIANZ SE	-	DE	7.18%	SARTORIUS AG PREF	-17.73%	3.42%
DEUTSCHE TELEKOM AG	-	DE	6.92%	ZALANDO SE	-31.42%	3.36%
MUNICH REINSURANCE COMPANY	-	DE	4.44%	ADIDAS AG	56.15%	3.19%
INFINEON TECHNOLOGIES AG	-	DE	3.92%			
MERCEDES-BENZ GROUP AG	-	DE	3.90%			
DHL GROUP	-	DE	3.84%			
BASF SE	-	DE	3.29%			
DEUTSCHE BOERSE AG	-	DE	2.78%			
ADIDAS AG	-	DE	2.76%			
BAYERISCHE MOTOREN WERKE AG	-	DE	2.72%			
Subtotal			59.28%			
				Worst Performing Components	YTD	1 Day
				CARL ZEISS MEDITEC AG	-26.15%	-1.16%
				K+S AG	-14.90%	-0.82%
				RWE AG	-0.82%	-0.81%
				MUNICH REINSURANCE COMPANY	35.68%	-0.72%
				COVESTRO AG	36.74%	-0.67%

Symbols

	Symbol	ISIN	WKN	Sedol	Bloomberg	Reuters	Telekurs
Price Index	MVGER	DE000SLA2ZB4	SLA2ZB	BZ04943	MVGER	.MVGER	36942464
Total Return Net	MVGERTR	DE000SLA2ZC2	SLA2ZC	BZ04954	MVGERTR	.MVGERTR	36942468
Total Return Gross	-	-	-	-	-	-	-

For further information visit www.marketvector.com

Nothing on this factsheet shall be considered a solicitation to buy or an offer to sell a security, or any other product or service, to any person in any jurisdiction where such offer, solicitation, purchase or sale would be unlawful under the laws of such jurisdiction. Neither MarketVector Indexes GmbH nor any of its licensors makes any warranties or representations, express or implied, to the user with respect to any of the data contained herein. The data is provided for informational purposes only, and the Company shall not be responsible or liable for the accuracy, usefulness or availability of any information transmitted or made available through it. The MarketVector™ family of indexes (MarketVector™, BlueStar®, MVIS®) is protected through various intellectual property rights and unfair competition and misappropriation laws. MVIS® is a registered trademark of Van Eck Associates Corporation that has been licensed to MarketVector Indexes GmbH. MarketVector™ and MarketVector Indexes™ are pending trademarks of Van Eck Associates Corporation. BlueStar®, BlueStar Indexes®, BIGI® and BIGITech® are trademarks of MarketVector Indexes GmbH. You require a licence to launch any product whose performance is linked to the value of a particular MarketVector™ Index and for all use of the MarketVector™ name or name of the MarketVector™ Index in the marketing of the product.