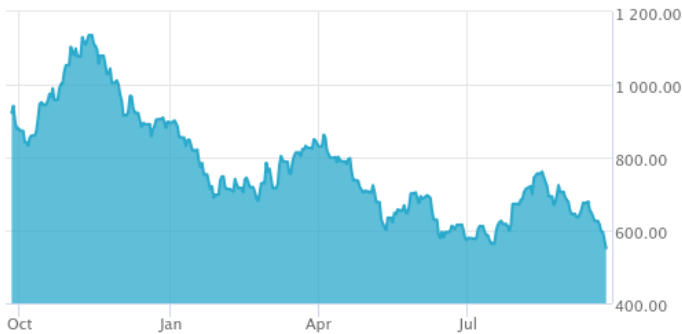


MVIS® Global Hydrogen Economy ESG Index

The MVIS® Global Hydrogen Economy EGS Index (MVHTWO) tracks the performance of the largest and most liquid companies in the global hydrogen industry. This is a modified market cap-weighted index, and only includes companies that generate at least 50% of their revenue from hydrogen or hydrogen-related projects, fuel cells, or the industrial gases projects. MVHTWO covers at least 90% of the investable universe.

Key Features



	All Time High/Low	52-Week High/Low
Total Return Net Index	1,568.36/551.00	1,135.72/551.00

Size and Liquidity Requirements

Full MCap of at least 150 mln USD. Three month average-daily-trading volume of at least 1 mln USD at a review and also at the previous two reviews. At least 250,000 shares traded per month over the last six months at a review and also at the previous two reviews.

Pure-Play

Companies have to generate at least 50% revenues from the hydrogen economy (exceptions possible).

Diversification

Company weightings are capped at 10%.

Review

Quarterly.

Index Data

INDEX PARAMETERS

Launch Date	22 Dec 2020	Components	25
Type	Sector	Volatility (250 days)	40.85
Currency	USD	Full MCap bn USD	282.67
Base Date	15 Dec 2020	Float MCap bn USD	233.76
Base Value	1,000.00	Correlation* (250 days)	0.87

* S&P Global Clean Energy

FUNDAMENTALS*

Price/Earnings Trailing	-33.45
Price/Book	2.56
Price/Sales	2.34
Price/Cash Flow	7.77
Dividend Yield	0.78

* as of 31 Aug 2022

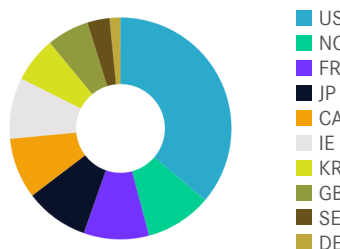
ANNUALISED PERFORMANCE*

1 Month	-18.50%
1 Year	-40.96%
3 Years	-
5 Years	-
7 Years	-28.59%

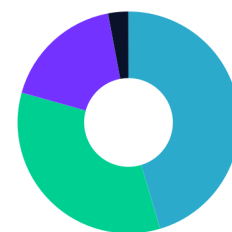
* Total Return Net Index

Country and Size Weightings

Country	Count	Weight
United States	6	36.22%
Norway	2	9.63%
France	2	9.52%
Japan	1	9.28%
Canada	2	8.87%
Ireland	1	8.87%
South Korea	4	6.63%
United Kingdom	4	6.14%
Sweden	2	3.27%
Germany	1	1.57%



- US
- NO
- FR
- JP
- CA
- IE
- KR
- GB
- SE
- DE



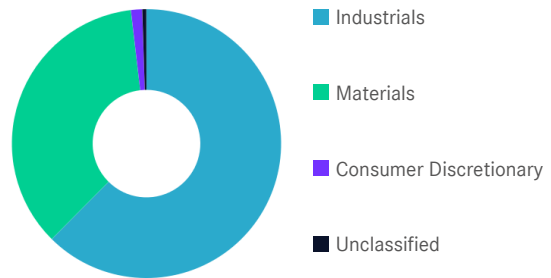
- Large-Cap
- Mid-Cap
- Small-Cap
- Micro-Cap

Size	Count	Weight
Large-Cap (> 6 bn)	5	45.41%
Mid-Cap (1.5 bn - 6 bn)	4	33.92%
Small-Cap (0.2 bn - 1.5 bn)	9	17.70%
Micro-Cap (0.0 bn - 0.2 bn)	7	2.96%

MVIS® Global Hydrogen Economy ESG Index

Sector Weightings

Sector	Count	Weight
Industrials	19	62.43%
Materials	4	35.71%
Consumer Discretionary	1	1.36%
Unclassified	1	0.50%



Index Components

Top Components by Weight	Country	Weight	Best Performing Components	YTD	1 Day
BLOOM ENERGY CORP	US	9.89%	AIR PRODUCTS & CHEMICALS INC	-21.05%	-0.61%
PLUG POWER INC	US	9.70%	MITSUBISHI CHEMICAL GROUP	-32.01%	-0.83%
MITSUBISHI CHEMICAL GROUP	JP	9.28%	AIR LIQUIDE SA	-26.36%	-1.30%
NEL ASA	NO	9.00%	LINDE PLC	-21.38%	-1.80%
LINDE PLC	IE	8.87%	BALLARD POWER SYSTEMS INC	-48.81%	-2.28%
AIR PRODUCTS & CHEMICALS INC	US	8.80%			
AIR LIQUIDE SA	FR	8.76%			
BALLARD POWER SYSTEMS INC	CA	8.57%			
NIKOLA CORP	US	6.47%			
DOOSAN FUEL CELL CO LTD	KR	4.43%			
POWERCELL SWEDEN AB	SE	2.91%			
ITM POWER PLC	GB	2.71%			
Subtotal		89.39%			

Worst Performing Components	YTD	1 Day
POWERHOUSE ENERGY GROUP PLC	-75.30%	-9.86%
ITM POWER PLC	-79.23%	-8.41%
CERES POWER HOLDINGS PLC	-69.29%	-7.98%
MCPHY ENERGY SA	-69.83%	-7.84%
XEBEC ADSORPTION INC	-79.63%	-7.42%

Symbols

	Symbol	ISIN	WKN	Sedol	Bloomberg	Reuters	Telekurs
Price Index	MVHTWO	DE000SLOCAD4	SLOCAD	BN6HRB5	MVHTWO	.MVHTWO	58966335
Total Return Net	MVHTWOTR	DE000SLOCAE2	SLOCAE	BN6HRC6	MVHTWOTR	.MVHTWOTR	58966341
Total Return Gross	-	-	-	-	-	-	-

For further information visit www.marketvector.com

Nothing on this factsheet shall be considered a solicitation to buy or an offer to sell a security, or any other product or service, to any person in any jurisdiction where such offer, solicitation, purchase or sale would be unlawful under the laws of such jurisdiction. Neither MarketVector Indexes GmbH nor any of its licensors makes any warranties or representations, express or implied, to the user with respect to any of the data contained herein. The data is provided for informational purposes only, and the Company shall not be responsible or liable for the accuracy, usefulness or availability of any information transmitted or made available through it. The MarketVector™ family of indexes (MarketVector™, BlueStar®, MVIS®) is protected through various intellectual property rights and unfair competition and misappropriation laws. MVIS® is a registered trademark of Van Eck Associates Corporation that has been licensed to MarketVector Indexes GmbH. MarketVector™ and MarketVector Indexes™ are pending trademarks of Van Eck Associates Corporation. BlueStar®, BlueStar Indexes®, BIGI® and BIGITech® are trademarks of MarketVector Indexes GmbH. You require a licence to launch any product whose performance is linked to the value of a particular MarketVector™ Index and for all use of the MarketVector™ name or name of the MarketVector™ Index in the marketing of the product.