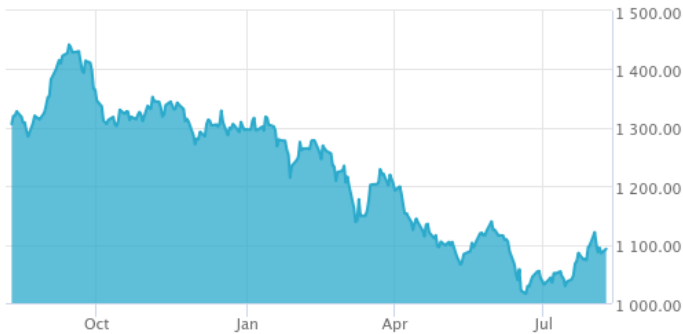


MVIS® Japan Equal Weight Index

The MVIS® Japan Equal Weight Index (MVJPEQ) index tracks the performance of the largest and most liquid companies incorporated in Japan, employing an equal weighting scheme. The index also includes non-local companies incorporated outside Japan that generate at least 50% of their revenues in Japan.

Key Features



All Time High/Low **52-Week High/Low**

Total Return Net Index 1,442.07/488.89 1,442.07/1,015.97

Size and Liquidity Requirements

Full MCap of at least 150 mln USD. Three month average-daily-trading volume of at least 1 mln USD at a review and also at the previous two reviews. At least 250,000 shares traded per month over the last six months at a review and also at the previous two reviews.

Pure-Play

Index includes non-local companies.

Diversification

Companies in the index are weighted equally.

Review

Quarterly.

Index Data

INDEX PARAMETERS

Launch Date	01 Jun 2017	Components	79
Type	Country	Volatility (250 days)	16.95
Currency	USD	Full MCap bn USD	2,932.62
Base Date	29 Dec 2016	Float MCap bn USD	2,010.90
Base Value	1,000.00	Correlation* (250 days)	0.98

* MSCI Japan IMI

FUNDAMENTALS*

Price/Earnings Trailing	13.97
Price/Book	1.23
Price/Sales	0.97
Price/Cash Flow	8.44
Dividend Yield	2.47

* as of 31 Jul 2022

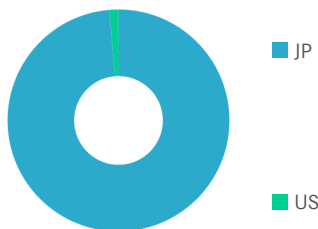
ANNUALISED PERFORMANCE*

1 Month	4.02%
1 Year	-16.33%
3 Years	0.97%
5 Years	0.46%
7 Years	0.57%

* Total Return Net Index

Country and Size Weightings

COUNTRY WEIGHTINGS EXCL. NON-LOCAL*



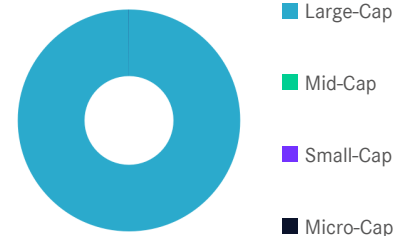
Country	Count	Weight
Japan	78	98.70%
United States	1	1.30%

COUNTRY WEIGHTINGS INCL. NON-LOCAL*



Country	Non-Local	Count	Weight
Japan	1	79	100.00%

SIZE WEIGHTINGS



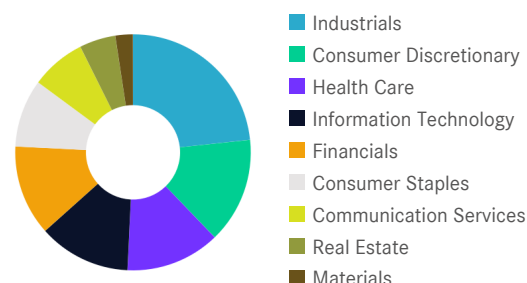
Size	Count	Weight
Large-Cap (> 6 bn)	79	100.00%
Mid-Cap (1.5 bn - 6 bn)	0	0.00%
Small-Cap (0.2 bn - 1.5 bn)	0	0.00%
Micro-Cap (0.0 bn - 0.2 bn)	0	0.00%

*Companies incorporated outside of a certain region or country that generate at least 50.00% of their revenues (or, where applicable, have at least 50.00% of their assets) in that region or country.

MVIS® Japan Equal Weight Index

Sector Weightings

Sector	Count	Weight	Count*	Weight*	Difference
Industrials	19	23.31%	19	23.62%	-0.31%
Consumer Discretionary	11	14.48%	11	14.67%	-0.19%
Health Care	10	12.96%	10	13.13%	-0.17%
Information Technology	10	12.68%	10	12.84%	-0.17%
Financials	10	12.38%	9	11.23%	1.16%
Consumer Staples	7	9.29%	7	9.41%	-0.12%
Communication Services	6	7.53%	6	7.63%	-0.10%
Real Estate	4	4.97%	4	5.04%	-0.07%
Materials	2	2.40%	2	2.43%	-0.03%



* represent hypothetical values obtained excluding non-local components

Index Components

Top Components by Weight	Non-Local	Country	Weight	Best Performing Components	YTD	1 Day
FAST RETAILING CO LTD ORD	-	JP	1.56%	SUZUKI MOTOR CORP ORD	-6.91%	10.95%
LASERTEC CORP	-	JP	1.53%	LASERTEC CORP	-47.60%	9.98%
SUZUKI MOTOR CORP ORD	-	JP	1.51%	DAIICHI SANKYO CO LTD ORD	6.99%	5.65%
AEON CO LTD ORD	-	JP	1.47%	BANDAI NAMCO HOLDINGS INC	-2.89%	4.54%
NOMURA RESEARCH INSTITUTE LTD ORD	-	JP	1.45%	MARUBENI CORP ORD	5.84%	3.56%
ORIENTAL LAND CO LTD ORD	-	JP	1.40%			
NIDEC CORP ORD	-	JP	1.40%			
UNICHARM CORP ORD	-	JP	1.39%	Worst Performing Components	YTD	1 Day
RECRUIT HOLDINGS CO LTD	-	JP	1.39%	MS&AD INS (MITSUI SUMITOMO) ORD	-0.80%	-5.99%
DAIKIN INDUSTRIES LTD ORD	-	JP	1.39%	TOKIO MARINE HOLDINGS INC	-0.22%	-4.42%
KAO CORP	-	JP	1.39%	MITSUBISHI ESTATE CO LTD ORD	1.52%	-3.31%
KEYENCE CORP ORD	-	JP	1.38%	Z HOLDINGS CORP	-44.02%	-2.65%
Subtotal			17.26%	SHISEIDO CO LTD	-26.48%	-2.52%

Symbols

	Symbol	ISIN	WKN	Sedol	Bloomberg	Reuters	Telekurs
Price Index	MVJPEQ	DE000SLA2ZH1	SLA2ZH	BZ049B0	MVJPEQ	.MVJPEQ	36942476
Total Return Net	MVJPEQTR	DE000SLA3L49	SLA3L4	BZ049C1	MVJPEQTR	.MVJPEQTR	36942479
Total Return Gross	-	-	-	-	-	-	-

For further information visit www.marketvector.com

Nothing on this factsheet shall be considered a solicitation to buy or an offer to sell a security, or any other product or service, to any person in any jurisdiction where such offer, solicitation, purchase or sale would be unlawful under the laws of such jurisdiction. Neither MarketVector Indexes GmbH nor any of its licensors makes any warranties or representations, express or implied, to the user with respect to any of the data contained herein. The data is provided for informational purposes only, and the Company shall not be responsible or liable for the accuracy, usefulness or availability of any information transmitted or made available through it. The MarketVector™ family of indexes (MarketVector™, BlueStar®, MVIS®) is protected through various intellectual property rights and unfair competition and misappropriation laws. MVIS® is a registered trademark of Van Eck Associates Corporation that has been licensed to MarketVector Indexes GmbH. MarketVector™ and MarketVector Indexes™ are pending trademarks of Van Eck Associates Corporation. BlueStar®, BlueStar Indexes®, BIGI® and BIGITech® are trademarks of MarketVector Indexes GmbH. You require a licence to launch any product whose performance is linked to the value of a particular MarketVector™ Index and for all use of the MarketVector™ name or name of the MarketVector™ Index in the marketing of the product.