

MarketVector™ Global Metaverse and e-Games ESG Index

The MarketVector™ Global Metaverse and e-Games ESG Index (MVMETV) tracks the performance of global companies involved in technologies and services related to the metaverse, e-gaming and eSports. This is a modified market cap-weighted index, and includes companies that generate at least 50% of their revenue from video gaming, eSports, smart phone manufacturing or metaverse-related products and service. MVMETV adheres to ESG criteria.

Key Features



	All Time High/Low	52-Week High/Low
Total Return Net Index	3,155.88/977.18	2,585.77/1,888.55

Size and Liquidity Requirements

Full MCap of at least 150 mln USD. Three month average-daily-trading volume of at least 1 mln USD at a review and also at the previous two reviews. At least 250,000 shares traded per month over the last six months at a review and also at the previous two reviews.

Universe

Companies have to generate at least 50% of revenues from technologies and services related to the metaverse, e-gaming and eSports.

Diversification

Company weights are capped at 8%.

Review

Quarterly.

Index Data

INDEX PARAMETERS

Launch Date	22 May 2023	Components	57
Type	Sector	Volatility (250 days)	17.70
Currency	EUR	Full MCap bn USD	3,762.18
Base Date	31 Dec 2018	Float MCap bn USD	2,901.86
Base Value	1,000.00	Correlation* (250 days)	0.63

* S&P Global 1200 Software Index

FUNDAMENTALS*

Price/Earnings Trailing	573.18
Price/Book	3.50
Price/Sales	3.73
Price/Cash Flow	22.37
Dividend Yield	0.72

* as of 31 Mar 2024

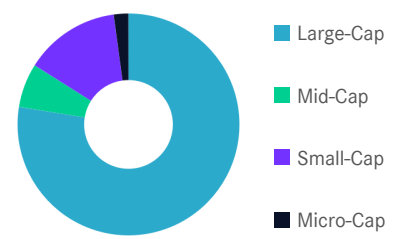
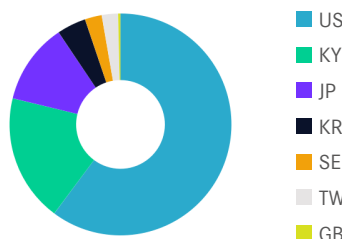
ANNUALISED PERFORMANCE*

1 Month	-4.20%
1 Year	25.76%
3 Years	-4.11%
5 Years	14.17%
7 Years	18.04%

* Total Return Net Index

Country and Size Weightings

Country	Count	Weight
United States	23	60.19%
Cayman Islands	8	18.60%
Japan	9	11.81%
South Korea	8	4.22%
Sweden	5	2.48%
Taiwan	3	2.37%
United Kingdom	1	0.34%

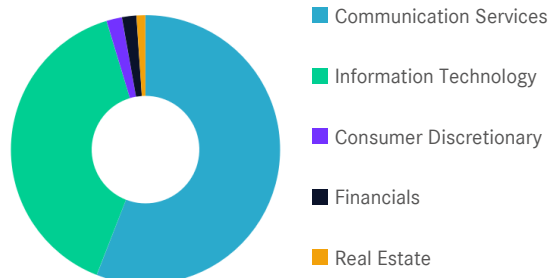


Size	Count	Weight
Large-Cap (> 6 bn)	22	77.54%
Mid-Cap (1.5 bn - 6 bn)	10	6.40%
Small-Cap (0.2 bn - 1.5 bn)	23	13.91%
Micro-Cap (0.0 bn - 0.2 bn)	2	2.14%

MarketVector™ Global Metaverse and e-Games ESG Index

Sector Weightings

Sector	Count	Weight
Communication Services	30	55.91%
Information Technology	23	39.42%
Consumer Discretionary	2	1.86%
Financials	1	1.74%
Real Estate	1	1.07%



Index Components

Top Components by Weight	Country	Weight	Best Performing Components	YTD	1 Day
NVIDIA CORP	US	7.97%	NVIDIA CORP	66.87%	3.71%
NETEASE INC-ADR	KY	7.78%	SNAP INC	-32.66%	2.89%
META PLATFORMS INC	US	7.62%	GAMESTOP CORP	-36.05%	2.56%
NINTENDO CO LTD	JP	7.31%	CAPCOM CO LTD	5.12%	1.98%
ELECTRONIC ARTS INC	US	6.58%	PEARLABYSS CORP.	-26.03%	1.74%
SEA LTD	KY	4.58%			
ADVANCED MICRO DEVICES	US	4.40%			
TAKE-TWO INTERACTIVE SOFTWARE INC	US	4.36%	Worst Performing Components	YTD	1 Day
ROBLOX CORP	US	4.35%	STILLFRONT GROUP AB	-23.29%	-14.59%
ADOBE INC	US	4.07%	META PLATFORMS INC	24.83%	-10.56%
MATTERPORT INC	US	3.16%	ZX INC ORD	-57.18%	-8.61%
XIAOMI CORP	KY	2.17%	NETMARBLE CORP	-14.40%	-7.07%
Subtotal		64.35%	KRAFTON INC	9.10%	-6.44%

Symbols

	Symbol	ISIN	WKN	Sedol	Bloomberg	Reuters	Telekurs
Price Index	MVMETV	DE000SLOHEZ8	SLOHEZ	BMCNB52	MVMETV	.MVMETV	127024676
Total Return Net	MVMETVTR	DE000SLOHE01	SLOHE0	BMCNB63	MVMETVTR	.MVMETVTR	127024689
Total Return Gross	-	-	-	-	-	-	-

For further information visit www.marketvector.com

Nothing on this factsheet shall be considered a solicitation to buy or an offer to sell a security, or any other product or service, to any person in any jurisdiction where such offer, solicitation, purchase or sale would be unlawful under the laws of such jurisdiction. Neither MarketVector Indexes GmbH nor any of its licensors makes any warranties or representations, express or implied, to the user with respect to any of the data contained herein. The data is provided for informational purposes only, and the Company shall not be responsible or liable for the accuracy, usefulness or availability of any information transmitted or made available through it. The MarketVector™ family of indexes (MarketVector™, BlueStar®, MVIS®) is protected through various intellectual property rights and unfair competition and misappropriation laws. MVIS® is a registered trademark of Van Eck Associates Corporation that has been licensed to MarketVector Indexes GmbH. MarketVector™ and MarketVector Indexes™ are pending trademarks of Van Eck Associates Corporation. BlueStar®, BlueStar Indexes®, BIGI® and BIGITech® are trademarks of MarketVector Indexes GmbH. You require a licence to launch any product whose performance is linked to the value of a particular MarketVector™ Index and for all use of the MarketVector™ name or name of the MarketVector™ Index in the marketing of the product.