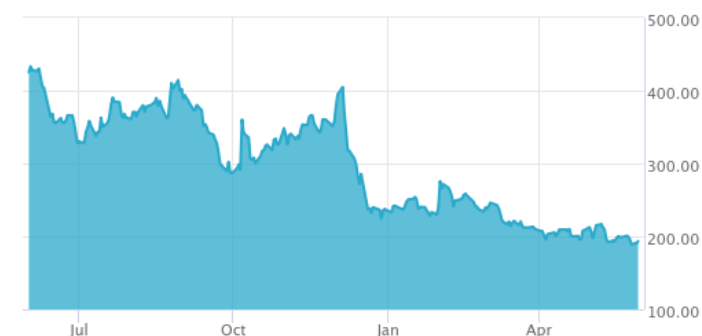


## MVIS® North America Cannabis Industry Index

The MVIS® MVIS North America Cannabis Industry Index (MVNACB) tracks the performance of the largest and most liquid companies in the cannabis industry located in North America. This is a modified market cap-weighted index, and only includes companies that generate at least 50% of their revenue from cannabis related activities, such as cannabis farming and related equipment, cannabis-related products and accessories, cannabis distribution and retailing/dispensaries, real estate - including REITs - used for cannabis farming, as well as cannabis-based medical products and pharmaceuticals. MVNACB covers at least 90% of the investable universe.

### Key Features



	All Time High/Low	52-Week High/Low
Total Return Net Index	1,816.72/189.05	437.58/189.05

#### Size and Liquidity Requirements

Full MCap of at least 150 mln USD. Three month average-daily-trading volume of at least 1 mln USD at a review and also at the previous two reviews. At least 250,000 shares traded per month over the last six months at a review and also at the previous two reviews.

#### Pure-Play

Companies have to generate at least 50% of revenue from the cannabis industry.

#### Diversification

Company weightings are capped at 8%.

#### Review

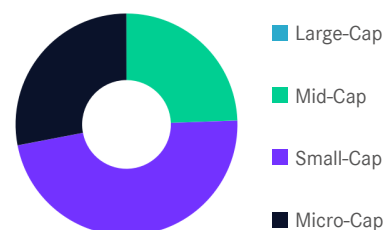
Quarterly.

### Index Data

INDEX PARAMETERS				FUNDAMENTALS*		ANNUALISED PERFORMANCE*	
Launch Date	16 Mar 2022	Components	20	Price/Earnings Trailing	-0.96	1 Month	-7.23%
Type	Sector	Volatility (250 days)	53.37	Price/Book	0.70	1 Year	-55.35%
Currency	USD	Full MCap bn USD	11.53	Price/Sales	0.79	3 Years	-
Base Date	31 Dec 2020	Float MCap bn USD	8.93	Price/Cash Flow	11.45	5 Years	-
Base Value	1,000.00	Correlation* (250 days)	0.00	Dividend Yield	2.22	7 Years	-49.46%
* -				* as of 30 Apr 2023		* Total Return Net Index	

### Country and Size Weightings

Country	Count	Weight
Canada	16	70.90%
United States	4	29.10%

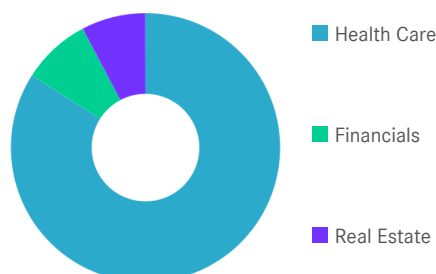


Size	Count	Weight
Large-Cap (> 6 bn)	0	0.00%
Mid-Cap (1.5 bn - 6 bn)	3	24.45%
Small-Cap (0.2 bn - 1.5 bn)	9	47.53%
Micro-Cap (0.0 bn - 0.2 bn)	8	28.02%

# MVIS® North America Cannabis Industry Index

## Sector Weightings

Sector	Count	Weight
Health Care	18	84.04%
Financials	1	8.24%
Real Estate	1	7.72%



## Index Components

Top Components by Weight	Country	Weight	Best Performing Components	YTD	1 Day
CRESKO LABS INC-SUBORDINATE	CA	9.27%	PLANET 13 HOLDINGS INC	-6.42%	8.22%
BRIGHT GREEN CORP	US	9.18%	TERRASCEND CORP	47.12%	6.90%
GREEN THUMB INDUSTRIES INC	CA	9.17%	COLUMBIA CARE INC	-33.95%	6.45%
VERANO HOLDINGS CL A SUB ORD	CA	8.90%	AYR WELLNESS INC	-7.71%	5.45%
AFC GAMMA INC	US	8.24%	CURALEAF HOLDINGS INC	-32.53%	5.22%
INNOVATIVE INDUSTRIAL PROPER	US	7.72%			
CURALEAF HOLDINGS INC	CA	7.55%			
TRULIEVE CANNABIS CORP	CA	6.93%			
COLUMBIA CARE INC	CA	6.77%			
TILRAY BRANDS INC	US	3.96%			
AYR WELLNESS INC	CA	3.80%			
JUSHI HOLDINGS INC	CA	3.03%			
<b>Subtotal</b>		84.52%			
			<b>Worst Performing Components</b>	<b>YTD</b>	<b>1 Day</b>
			ORGANIGRAM HOLDINGS INC.	-48.75%	-7.22%
			CANOPY GROWTH CORP	-63.21%	-5.79%
			SUNDIAL GROWERS INC	-29.19%	-5.13%
			AURORA CANNABIS INC	-42.66%	-2.06%
			JUSHI HOLDINGS INC	-36.54%	-1.62%

## Symbols

	Symbol	ISIN	WKN	Sedol	Bloomberg	Reuters	Telekurs
<b>Price Index</b>	MVNACB	DE000SL0FE37	SL0FE3	BP95HJ8	MVNACB	.MVNACB	117605907
<b>Total Return Net</b>	MVNACBTR	DE000SL0FE45	SL0FE4	BP95HLO	MVNACBTR	.MVNACBTR	117605908
<b>Total Return Gross</b>	-	-	-	-	-	-	-

For further information visit [www.marketvector.com](http://www.marketvector.com)

Nothing on this factsheet shall be considered a solicitation to buy or an offer to sell a security, or any other product or service, to any person in any jurisdiction where such offer, solicitation, purchase or sale would be unlawful under the laws of such jurisdiction. Neither MarketVector Indexes GmbH nor any of its licensors makes any warranties or representations, express or implied, to the user with respect to any of the data contained herein. The data is provided for informational purposes only, and the Company shall not be responsible or liable for the accuracy, usefulness or availability of any information transmitted or made available through it. The MarketVector™ family of indexes (MarketVector™, BlueStar®, MVIS®) is protected through various intellectual property rights and unfair competition and misappropriation laws. MVIS® is a registered trademark of Van Eck Associates Corporation that has been licensed to MarketVector Indexes GmbH. MarketVector™ and MarketVector Indexes™ are pending trademarks of Van Eck Associates Corporation. BlueStar®, BlueStar Indexes®, BIGI® and BIGITech® are trademarks of MarketVector Indexes GmbH. You require a licence to launch any product whose performance is linked to the value of a particular MarketVector™ Index and for all use of the MarketVector™ name or name of the MarketVector™ Index in the marketing of the product.