

MVIS® Global Uranium & Nuclear Energy Index

The MVIS® Global Uranium & Nuclear Energy Index (MVNLR) tracks the performance of the largest and most liquid companies in the global uranium and nuclear energy industries. This is a modified market cap-weighted index, and only includes companies that generate at least 50% of their revenue from uranium and nuclear energy. MVNLR covers at least 90% of the investable universe.

Key Features



Index 1,890.70/575.04 1,890.70/1,154.61

Size and Liquidity Requirements

Full MCap of at least 150 mln USD. Three month average-daily-trading volume of at least 1 mln USD at a review and also at the previous two reviews. At least 250,000 shares traded per month over the last six months at a review and also at the previous two reviews.

Pure-Play

Companies have to generate at least 50% revenues from nuclear energy segment.

Diversification

Company weightings are capped at 8%.

Review

Quarterly.

Index Data

INDEX PARAMETERS

Launch Date	18 Jul 2012	Components	25
Type	Hard Asset	Volatility (250 days)	32.44
Currency	USD	Full MCap bn USD	319.59
Base Date	29 Dec 2006	Float MCap bn USD	200.87
Base Value	1,000.00	Correlation* (250 days)	0.47

* MSCI ACWI Utilities

FUNDAMENTALS*

Price/Earnings Trailing	42.81
Price/Book	2.35
Price/Sales	2.96
Price/Cash Flow	8.83
Dividend Yield	1.78

* as of 31 May 2025

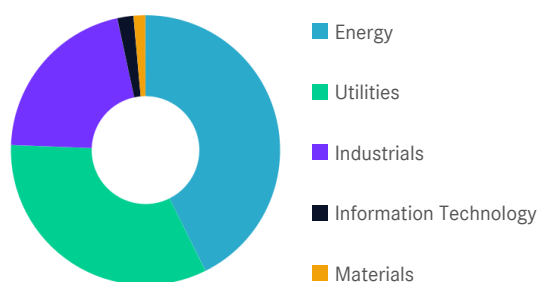
ANNUALISED PERFORMANCE*

1 Month	8.99%
1 Year	34.83%
3 Years	28.52%
5 Years	21.63%
Since Inception	3.44%

* Total Return Net Index

Sector Weightings

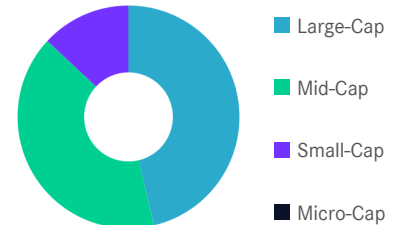
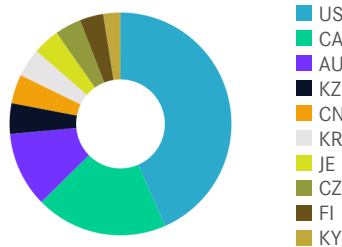
Sector	Count	Weight
Energy	11	42.65%
Utilities	7	32.96%
Industrials	5	21.01%
Information Technology	1	1.94%
Materials	1	1.43%



MVIS® Global Uranium & Nuclear Energy Index

Country and Size Weightings

Country	Count	Weight
United States	9	43.44%
Canada	5	19.19%
Australia	4	10.92%
Kazakhstan	1	4.45%
China	1	4.20%
South Korea	1	4.13%
Jersey	1	3.91%
Czechia	1	3.82%
Finland	1	3.45%
Cayman Islands	1	2.49%



Size	Count	Weight
Large-Cap (> 6 bn)	9	46.33%
Mid-Cap (1.5 bn - 6 bn)	10	40.61%
Small-Cap (0.2 bn - 1.5 bn)	6	13.06%
Micro-Cap (0.0 bn - 0.2 bn)	0	0.00%

Index Components

Top Components by Weight	Country	Weight	Best Performing Components	YTD	1 Day
CONSTELLATION ENERGY CORPORATION	US	8.18%	CGN MINING CO LTD	47.98%	8.48%
CAMECO CORP	CA	7.21%	DEEP YELLOW LTD	65.88%	3.18%
BWX TECHNOLOGIES INC	US	5.90%	PALADIN ENERGY LTD	11.71%	2.90%
PUBLIC SVC ENTERPRISE	US	5.62%	BOSS ENERGY LIMITED	100.46%	2.12%
DENISON MINES CORP	CA	4.56%	FORTUM OYJ	46.07%	1.36%
URANIUM ENERGY CORP	US	4.48%			
CENTRUS ENERGY CORP	US	4.48%			
NAK KAZATOMPROM AO	KZ	4.45%			
NEXGEN ENERGY LTD	CA	4.30%			
PG&E CORP	US	4.30%			
PALADIN ENERGY LTD	AU	4.21%			
CGN POWER CO LTD	CN	4.20%			
Subtotal		61.89%			
			Worst Performing Components	YTD	1 Day
			ENERGY FUELS INC	8.19%	-5.93%
			URANIUM ENERGY CORP	0.30%	-4.82%
			KEPCO ENGINEERING CONST (KOREA) ORD	115.78%	-4.79%
			CENTRUS ENERGY CORP	153.19%	-3.61%
			NANO NUCLEAR ENERGY ORD	38.82%	-3.08%

Symbols

	Symbol	ISIN	WKN	Sedol	Bloomberg	Reuters	Telekurs
Price Return	MVNLR	DE000SLA0VH4	SLA0VH	B70X922	MVNLR	.MVNLR	19096084
Total Return Net	MVNLRTR	DE000SLA0VJ0	SLA0VJ	B7MGHC5	MVNLRTR	.MVNLRTR	19096087
Total Return Gross	-	-	-	-	-	-	-

MVIS® Global Uranium & Nuclear Energy Index

For further information visit www.marketvector.com

Nothing on this factsheet shall be considered a solicitation to buy or an offer to sell a security, or any other product or service, to any person in any jurisdiction where such offer, solicitation, purchase or sale would be unlawful under the laws of such jurisdiction. Neither MarketVector Indexes GmbH nor any of its licensors makes any warranties or representations, express or implied, to the user with respect to any of the data contained herein. The data is provided for informational purposes only, and the Company shall not be responsible or liable for the accuracy, usefulness or availability of any information transmitted or made available through it. The MarketVector™ family of indexes (MarketVector™, Bluestar®, MVIS®) is protected through various intellectual property rights and unfair competition and misappropriation laws. MVIS® is a registered trademark of Van Eck Associates Corporation that has been licensed to MarketVector Indexes GmbH. MarketVector™ and MarketVector Indexes™ are pending trademarks of Van Eck Associates Corporation. BlueStar®, BlueStar Indexes®, BIGI® and BIGITech® are trademarks of MarketVector Indexes GmbH. You require a licence to launch any product whose performance is linked to the value of a particular MarketVector™ Index and for all use of the MarketVector™ name or name of the MarketVector™ Index in the marketing of the product.