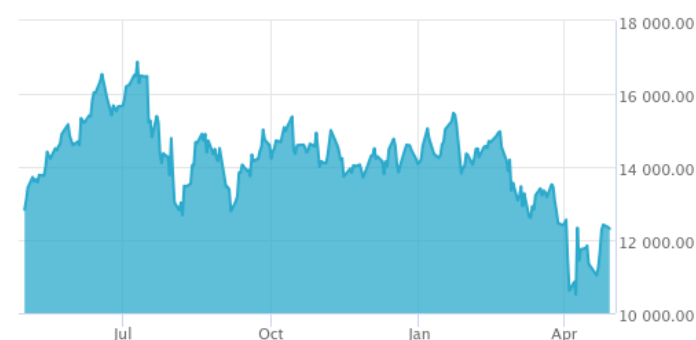


MVIS® US Listed Semiconductor 10% Capped ESG Index

The MVIS® US Listed Semiconductor 10% Capped ESG Index (MVSMC) tracks the performance of the 25 largest and most liquid US exchange-listed companies in the semiconductor industry, employing a 10% capping scheme. MVSMC only includes companies that generate at least 50% of their revenue from semiconductors or semiconductor equipment.

Key Features



Index 16,874.19/966.63 16,874.19/10,507.82

Size and Liquidity Requirements

Full MCap of at least 150 mln USD. Three month average-daily-trading volume of at least 1 mln USD at a review and also at the previous two reviews. At least 250,000 shares traded per month over the last six months at a review and also at the previous two reviews.

Pure-Play

Companies have to generate at least 50% revenues from semiconductors.

Diversification

Company weightings are capped at 10%.

Review

Semi-annually in March and September with quarterly rebalances.

Index Data

INDEX PARAMETERS

Launch Date	13 Aug 2020	Components	25
Type	Sector	Volatility (250 days)	42.25
Currency	USD	Full MCap bn USD	6,092.85
Base Date	31 Dec 2011	Float MCap bn USD	5,010.19
Base Value	1,000.00	Correlation* (250 days)	0.99

* MVIS US Listed Semiconductor 25 Index

FUNDAMENTALS*

Price/Earnings Trailing	48.37
Price/Book	5.50
Price/Sales	7.26
Price/Cash Flow	23.62
Dividend Yield	1.05

* as of 31 Mar 2025

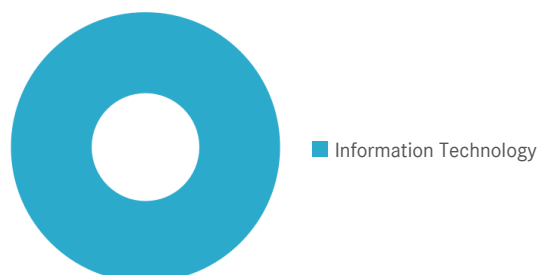
ANNUALISED PERFORMANCE*

1 Month	-1.16%
1 Year	-9.03%
3 Years	16.96%
5 Years	21.51%
Since Inception	20.72%

* Total Return Net Index

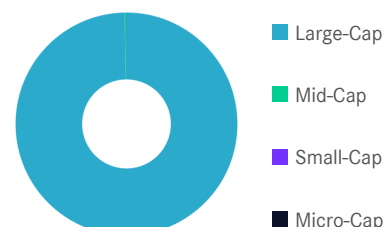
Sector Weightings

Sector	Count	Weight
Information Technology	25	100.00%



Country and Size Weightings

Country	Percentage
US	60%
NL	20%
TW	20%



Size	Count	Weight
Large-Cap (> 6 bn)	24	99.77%
Mid-Cap (1.5 bn - 6 bn)	1	0.23%
Small-Cap (0.2 bn - 1.5 bn)	0	0.00%
Micro-Cap (0.0 bn - 0.2 bn)	0	0.00%

Index Components

Top Components by Weight	Country	Weight	Best Performing Components	YTD	1 Day
BROADCOM INC	US	10.33%	CADENCE DESIGN SYSTEMS INC	0.59%	5.77%
ASML HOLDING NV-NY REG SHS	NL	9.94%	SYNOPSYS INC	-5.07%	3.78%
NVIDIA CORP	US	9.88%	TAIWAN SEMICONDUCTOR-SP ADR	-16.46%	0.66%
TAIWAN SEMICONDUCTOR-SP ADR	TW	9.74%	NVIDIA CORP	-18.81%	0.27%
QUALCOMM INC	US	7.12%	MONOLITHIC POWER SYSTEMS INC	-0.57%	0.26%
ADVANCED MICRO DEVICES	US	6.99%			
TEXAS INSTRUMENTS INC	US	6.41%			
APPLIED MATERIALS INC	US	5.32%	Worst Performing Components	YTD	1 Day
ANALOG DEVICES INC	US	4.24%	NXP SEMICONDUCTOR NV	-11.71%	-6.94%
KLA CORP	US	4.00%	ON SEMICONDUCTOR CORPORATION	-38.37%	-2.95%
MICRON TECHNOLOGY INC	US	3.84%	TERADYNE INC	-40.46%	-2.53%
CADENCE DESIGN SYSTEMS INC	US	3.58%	MICROCHIP TECHNOLOGY INC	-19.33%	-2.32%
Subtotal		81.39%	MICRON TECHNOLOGY INC	-8.53%	-2.14%

Symbols

	Symbol	ISIN	WKN	Sedol	Bloomberg	Reuters	Telekurs
Price Return	MVSMC	DE000SL0BFA1	SL0BFA	BKPVBK4	MVSMC	.MVSMC	56586692
Total Return Net	MVSMCTR	DE000SL0BFB9	SL0BFB	BKPVBM6	MVSMCTR	.MVSMCTR	56586690
Total Return Gross	MVSMCTRG	DE000SL0BFC7	SL0BFC	BKPVBL5	MVSMCTRG	.MVSMCTRG	56586688

MVIS® US Listed Semiconductor 10% Capped ESG Index

For further information visit www.marketvector.com

Nothing on this factsheet shall be considered a solicitation to buy or an offer to sell a security, or any other product or service, to any person in any jurisdiction where such offer, solicitation, purchase or sale would be unlawful under the laws of such jurisdiction. Neither MarketVector Indexes GmbH nor any of its licensors makes any warranties or representations, express or implied, to the user with respect to any of the data contained herein. The data is provided for informational purposes only, and the Company shall not be responsible or liable for the accuracy, usefulness or availability of any information transmitted or made available through it. The MarketVector™ family of indexes (MarketVector™, Bluestar®, MVIS®) is protected through various intellectual property rights and unfair competition and misappropriation laws. MVIS® is a registered trademark of Van Eck Associates Corporation that has been licensed to MarketVector Indexes GmbH. MarketVector™ and MarketVector Indexes™ are pending trademarks of Van Eck Associates Corporation. BlueStar®, BlueStar Indexes®, BIGI® and BIGITech® are trademarks of MarketVector Indexes GmbH. You require a licence to launch any product whose performance is linked to the value of a particular MarketVector™ Index and for all use of the MarketVector™ name or name of the MarketVector™ Index in the marketing of the product.