

## MVIS® Global Space Industry ESG Index

The MVIS® Global Space Industry ESG Index (MVSPC) tracks the performance of the largest and most liquid companies in the global space industry. This is a modified market cap-weighted index, and only includes companies that generate a majority of their revenue from products and services related to space exploration, rockets and propulsion systems, satellite equipment and communications solutions, or other satellite equipment related services. MVSPC covers at least 90% of the investable universe and adheres to ESG criteria.

### Key Features



Index 1,917.40/561.29 1,917.40/1,010.33

#### Size and Liquidity Requirements

Full MCap of at least 150 mln USD. Three month average-daily-trading volume of at least 1 mln USD at a review and also at the previous two reviews. At least 250,000 shares traded per month over the last six months at a review and also at the previous two reviews.

#### Pure-Play

Companies have to generate at least 50% of revenues from space-related industries.

#### Diversification

Company weightings are capped at 8%.

#### Review

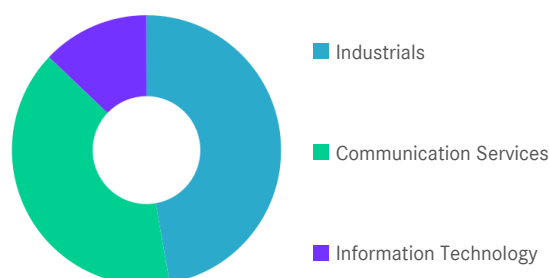
Quarterly.

### Index Data

INDEX PARAMETERS				FUNDAMENTALS*		ANNUALISED PERFORMANCE*	
Launch Date	31 Aug 2021	Components	25	Price/Earnings Trailing	-18.87	1 Month	-0.40%
Type	Sector	Volatility (250 days)	34.46	Price/Book	1.69	1 Year	62.19%
Currency	USD	Full MCap bn USD	81.13	Price/Sales	1.62	3 Years	17.19%
Base Date	31 Dec 2019	Float MCap bn USD	48.29	Price/Cash Flow	6.19	5 Years	17.21%
Base Value	1,000.00	Correlation* (250 days)	0.57	Dividend Yield	1.45	Since Inception	10.22%
* FactSet Global Space Economy				* as of 31 Mar 2025		* Total Return Net Index	

### Sector Weightings

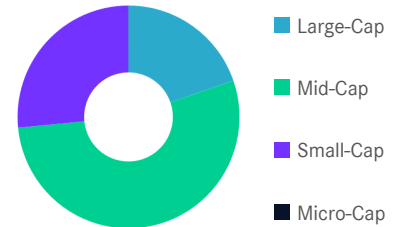
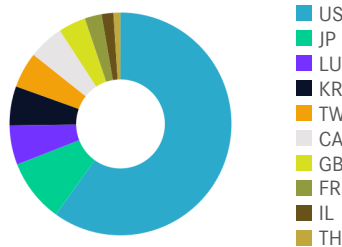
Sector	Count	Weight
Industrials	12	47.25%
Communication Services	9	39.85%
Information Technology	4	12.90%



# MVIS® Global Space Industry ESG Index

## Country and Size Weightings

Country	Count	Weight
United States	14	59.90%
Japan	3	9.16%
Luxembourg	1	5.72%
South Korea	1	5.70%
Taiwan	1	5.18%
Canada	1	5.14%
United Kingdom	1	3.99%
France	1	2.46%
Israel	1	1.74%
Thailand	1	1.01%



Size	Count	Weight
Large-Cap ( > 6 bn)	3	19.71%
Mid-Cap (1.5 bn - 6 bn)	11	53.74%
Small-Cap (0.2 bn - 1.5 bn)	11	26.55%
Micro-Cap (0.0 bn - 0.2 bn)	0	0.00%

## Index Components

Top Components by Weight	Country	Weight	Best Performing Components	YTD	1 Day
ROCKET LAB USA INC	US	10.02%	THAICOM PCL	-26.07%	3.57%
AST SPACEMOBILE INC	US	7.15%	NEXTNV INC	-18.51%	3.51%
ECHOSTAR CORP	US	6.22%	WISTRON NEWEB CORPORATION	-6.12%	3.18%
SES SA	LU	5.72%	DUCOMMUN INC	-9.69%	1.13%
HANWHA AEROSPACE CO LTD	KR	5.70%	GOGO INC	-3.96%	0.65%
IRIDIUM COMMUNICATIONS INC	US	5.45%			
WISTRON NEWEB CORPORATION	TW	5.18%			
MDA SPACE LTD	CA	5.14%			
SKY PERFECT JSAT HOLDINGS INC ORD	JP	5.03%			
INTUITIVE MACHINES INC	US	4.19%			
GLOBALSTAR INC	US	4.12%			
HEXCEL	US	4.09%			
<b>Subtotal</b>		68.01%			
			<b>Worst Performing Components</b>	<b>YTD</b>	<b>1 Day</b>
			SPIRE GLOBAL INC	-30.92%	-7.25%
			SES SA	67.79%	-2.36%
			EUTELSAT COMMUNICATIONS SA	67.47%	-2.09%
			HANWHA AEROSPACE CO LTD	153.79%	-1.85%
			HEXCEL	-20.37%	-1.46%

## Symbols

	Symbol	ISIN	WKN	Sedol	Bloomberg	Reuters	Telekurs
<b>Price Return</b>	MVSPC	DE000SL0D497	SL0D49	BP6SB09	MVSPC	.MVSPC	113319697
<b>Total Return Net</b>	MVSPCTR	DE000SL0D5A9	SL0D5A	BP6SB10	MVSPCTR	.MVSPCTR	113319698
<b>Total Return Gross</b>	-	-	-	-	-	-	-

## MVIS® Global Space Industry ESG Index

---

For further information visit [www.marketvector.com](http://www.marketvector.com)

Nothing on this factsheet shall be considered a solicitation to buy or an offer to sell a security, or any other product or service, to any person in any jurisdiction where such offer, solicitation, purchase or sale would be unlawful under the laws of such jurisdiction. Neither MarketVector Indexes GmbH nor any of its licensors makes any warranties or representations, express or implied, to the user with respect to any of the data contained herein. The data is provided for informational purposes only, and the Company shall not be responsible or liable for the accuracy, usefulness or availability of any information transmitted or made available through it. The MarketVector™ family of indexes (MarketVector™, Bluestar®, MVIS®) is protected through various intellectual property rights and unfair competition and misappropriation laws. MVIS® is a registered trademark of Van Eck Associates Corporation that has been licensed to MarketVector Indexes GmbH. MarketVector™ and MarketVector Indexes™ are pending trademarks of Van Eck Associates Corporation. BlueStar®, BlueStar Indexes®, BIGI® and BIGITech® are trademarks of MarketVector Indexes GmbH. You require a licence to launch any product whose performance is linked to the value of a particular MarketVector™ Index and for all use of the MarketVector™ name or name of the MarketVector™ Index in the marketing of the product.